



Instructions on how to connect your mobile phone via Bluetooth® using the pairing feature of the Mercedes-Benz hands-free system.

For a connection between your mobile phone and your Mercedes-Benz hands-free system to be successful, Bluetooth® must be turned on in your mobile phone. Please make sure to also read the operating and pairing instructions of the mobile phone. Please follow the steps below to connect your mobile phone Apple iPhone SE A1723 with the mobile phone application of your Mercedes-Benz hands-free system using Bluetooth®.

### Step 1 (to be performed on your Apple iPhone SE A1723)

1. Push the "Home" button and then find the "Settings"
2. Select "Settings"
3. Select the option "Bluetooth"
4. Select the option to turn on Bluetooth®
5. Your device show "Now discoverable as 'iPhone' "

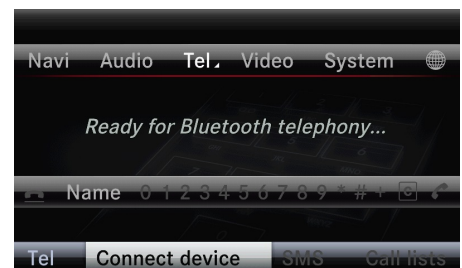
### Step 2

To get to the telephone screen of your Mercedes-Benz hands-free system press the "TEL" key on the center console or select "Tel".



### Step 3

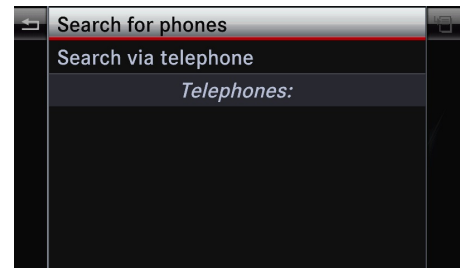
Select the application "Connect Device" located in the lower left corner.





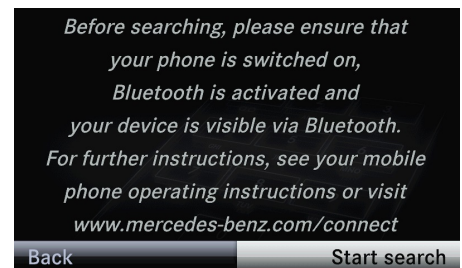
## Step 4

Select "Search for phones".



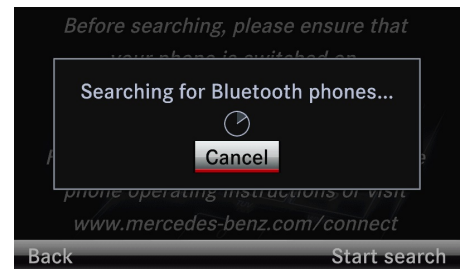
## Step 5

Select "Start search"



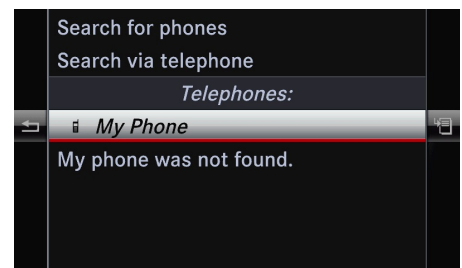
## Step 6

The system will now search for any Bluetooth® compatible phones. This may take some time depending on how many devices are found by the system.



## Step 7

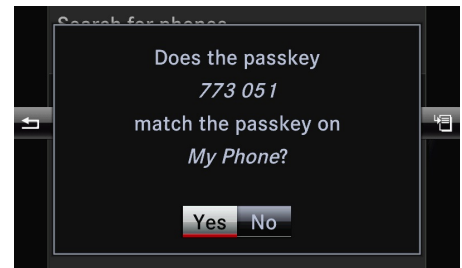
Once the system completes searching select your mobile phone (example "My Phone") from the list.





## Step 8

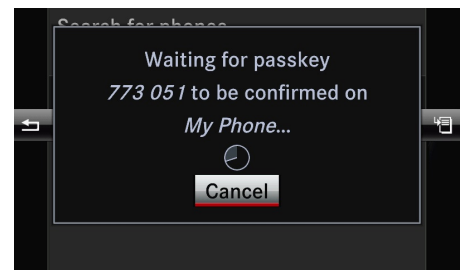
The pairing process will generate a 6-digit passcode and display it on the screen. Verify that the same 6 digits are shown on the display of your Apple iPhone SE A1723.



## Step 9 (to be performed on your Apple iPhone SE A1723)

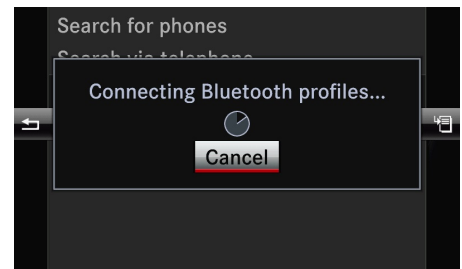
There will be a pop-up "Bluetooth Pairing request: 'MB Bluetooth' would like to pair with your iPhone. Confirm that the code '### #' is shown on 'MB Bluetooth'. "

Select "Pair" on your Apple iPhone SE A1723 if the codes match.



## Step 10

After the passcode is verified on both the mobile and the Mercedes-Benz hands-free system, the phone will begin to be authorized.



## Step 11 (to be performed on your Apple iPhone SE A1723)

If the authorization was successful the Bluetooth screen will now show "MB Bluetooth" and "Connected".



## Step 12

After your mobile phone is successfully connected via Bluetooth® to your Mercedes-Benz hands-free system, the name of your mobile phone (example "My Phone") will be displayed in the lower left corner.

