

beurer

MG 70



EN Infrared Massager
Instruction use.....2



Read these instructions for use carefully and keep them for later use, be sure to make them accessible to other users and observe the information they contain.

WARNING

- This device may be used by children over the age of 8 and by people with reduced physical, sensory or mental skills or a lack of experience or knowledge, provided that they are supervised or have been instructed on how to use the device safely, and are fully aware of the consequent risks of use.
- Children must not play with the device.
- Cleaning and user maintenance must not be performed by children unless supervised.
- If the mains connection cable of this device is damaged, it must be disposed of. If it cannot be removed, the device must be disposed of.
- Do not insert any objects in the device apertures or in the moving parts. Ensure that the moving parts can move freely at all times.
- Do not force or jam any part of your body, in particular your fingers, between the moving massage elements or their holders in the device.
- The device has a hot surface. Persons sensitive to heat must be careful when using the device.
- Under no circumstances should you open or repair the device yourself, as faultless functionality can no longer be guaranteed thereafter. Failure to adhere to this instruction will void the warranty.

Dear Customer,

Thank you for choosing one of our products. Our name stands for high-quality, thoroughly tested products for the applications in the areas of heat, weight, blood pressure, body temperature, pulse, gentle therapy, massage and air.

Please read these instructions for use carefully and keep them for later use, be sure to make them accessible to other users and observe the information they contain.

Best regards,
Your Beurer Team

Contents

1. Items included in the package.....	3	7. Usage	5
2. Explanation of symbols.....	3	8. Cleaning and maintenance	6
3. Proper use	4	9. Disposal	6
4. Safety information	4	10. Technical data	6
5. Device description	5	11. Warranty /Service	6
6. Initial use.....	5		











1. Items included in the package

Check that the exterior of the delivery cardboard packaging is intact and make sure that all components are present. Before use, ensure that there is no visible damage to the device or accessories and that all packaging material has been removed. If you have any doubts, do not use the device and contact your retailer or the specified Customer Service address.

1 x Infrared Massager
2 x interchangeable massage attachments
1 x These operating instructions

2. Explanation of symbols

The following symbols are used in the operating instructions and on the type plate:

	WARNING indicates a hazardous situation which, if not avoided, could result in death or serious injury.
	CAUTION indicates a hazardous situation which, if not avoided, may result in minor or moderate injury.
	Note Important information.
	Read the instructions for use
	Protection class 2 device
	Please dispose of the device in accordance with EC Directive – WEEE (Waste Electrical and Electronic Equipment).
	Manufacturer
	Do not use outdoors
	Dispose of packaging in an environmentally friendly manner
	CE labelling This product satisfies the requirements of the applicable European and national directives.

3. Proper use

- Connect the device only to the voltage stated on the type nameplate
- The device is intended only for the purpose described in these instructions for use. The manufacturer can accept no liability for injury arising from incorrect or careless use.

4. Safety information

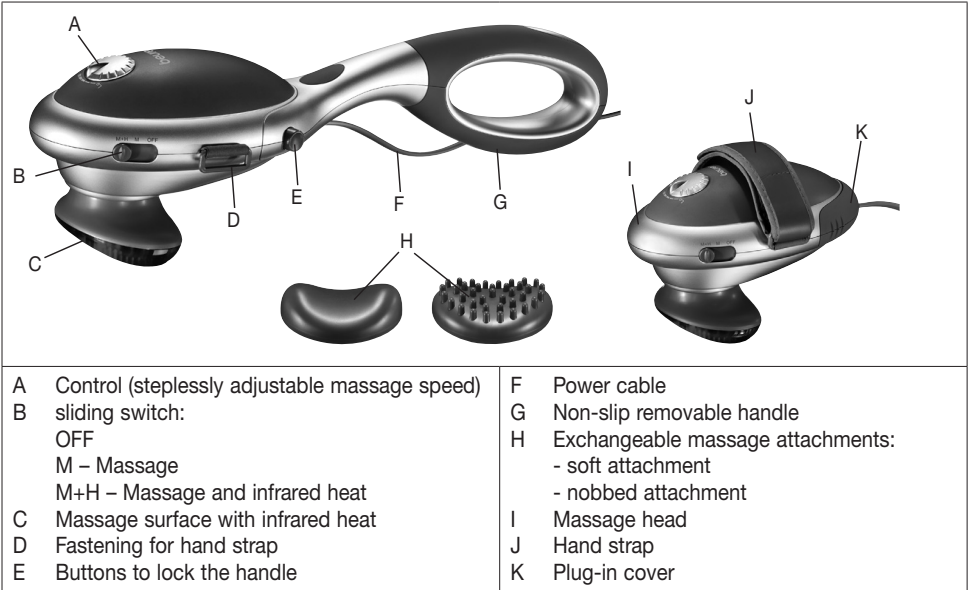
- As with every electrical device, this massage device should be used carefully and cautiously in order to avoid the risk of electric shock:
 - unplug the mains cable immediately after use.
 - prevent any contact with water (except when cleaning with a slightly damp cloth). Water must never get inside the device. Never submerge the device in water. Never use the device in the bath, in the shower, in a swimming pool or over a basin filled with water. However, if water has got inside the casing, unplug the device immediately and contact your electrical dealer or customer service.
 - The device and in particular the mains cable should be checked for any damage before each use.
 - Never plug the device into the mains power supply if the cable is damaged. Contact your electrical dealer or customer service.
 - Repairs must be carried out only by customer service or authorised dealers.
 - Never hold or carry the device by the mains cable.
 - If a fault should occur during use, switch off the device immediately and unplug it from the socket.
- Do not use any massage attachments other than those supplied with the device.
- The device is only intended for individual use, and not for medical or commercial use.
- Never insert any objects into the device through the openings. Make sure that the movable parts can always move freely and that no objects or even fingers are jammed. Make sure that no hair can get caught in the device. Wear a hairnet if necessary.
- Switch off the device and disconnect it from the mains when you are removing or attaching the handle or any massage attachments.
- Never cover the device when it is switched on (with blanket, pillow etc.)
- Never operate the device unsupervised, especially if there are children in the vicinity.
- Children, helpless or disabled persons must use the device only under adult supervision or must be familiarised with the device beforehand.
- Do not use the massage device in bed. You must never fall asleep during use.



WARNING

- Do not use the device continuously for longer than 20 minutes to avoid overheating. Let the device cool down before using it again.
- The surface of the device becomes warm during use. Persons insensitive to heat should be particularly careful.
- Do not use with animals or pets.
- Persons with cardiac pacemakers are requested to consult their doctor before using the massage device and never to massage the region of the heart.
- Never use the device on swollen, burned or injured areas of skin.
- The following should also not be massaged: bones (e.g. joints, spine), the head or other sensitive areas of the body.
- Do not carry out a massage if you have a cold with a high temperature, varicose veins, thrombosis, vein inflammation, jaundice, diabetes, pregnancy, nerve disorders (e.g. sciatica) or acute inflammation. In such cases, consult your doctor.

5. Device description



6. Initial use

Purpose: The appliance is used solely for massaging the human body.

Decide whether you wish to use the massage device with its handle attached or without a handle, using a hand strap. To remove the handle, press hard on the two retention buttons on either side of the handle and pull the handle off the massage head. Insert the plug-in cover into the back of the massage head. Put your hand under the hand strap. Using the Velcro fastener, adjust the length of the hand strap so that you can hold the massage head in your hand and guide it safely.

7. Usage

If you wish to attach the handle again, first pull off the plug-in cover and reattach the handle until it is heard to engage. The power cable emerges from beneath the handle retainer.

You can massage with or without the massage attachment. Simply choose the massage attachment that you prefer. With M+H infrared heat treatment, any massage attachments will prevent the heat supply of the infrared source. You should therefore only operate the device on 'M' if a massage attachment is fitted.

Make sure that the device is switched off before inserting the power cable. Switch on the device by setting the sliding switch to 'M' ('Massage only') or 'M+H' ('Massage with infrared heat').

Set the required massage speed using the control. Place the device on the part of the body which you wish to massage. You can stand up, sit down or lie down and you can either massage yourself or massage somebody else. Massage intensity can be varied by exerting more or less pressure on the massage device. Never massage a specific part of the body for longer than 3 minutes without changing to another area of the body. After using for a maximum of 20 minutes, switch off the device again, disconnect the plug and let it cool down. Store the device in a dry place.

8. Cleaning and maintenance

Cleaning



WARNING

- Switch off the device each time before cleaning.
- Clean the device with a slightly damp cloth only.
- Clean the device using only the methods specified. Under no circumstances may liquid enter the device or accessories.
- Do not use the device again until it is completely dry.
- Do not clean the device in a dishwasher.
- Do not use any abrasive cleaning products or hard brushes.

Pull out the plug before cleaning.

Wipe the massager with a damp cloth and then dry it. Do not use any scouring agents or solvents to clean the massager. The massage heads may be cleaned in warm, soapy water.

Only re-use the IR massager when it is completely dry.

Care

If you do not plan to use the device for a long period of time, we recommend that you store it in the original packaging in a dry environment, ensuring it is not weighed down by additional items.

9. Disposal

For environmental reasons, do not dispose of the device in the household waste at the end of its useful life. Dispose of the unit at a suitable local collection or recycling point. Dispose of the device in accordance with EC Directive – WEEE (Waste Electrical and Electronic Equipment). If you have any questions, please contact the local authorities responsible for waste disposal.



10. Technical data

Disposal	220-240 V~, 50/60 Hz, 22 W
Dimensions:	40.0 x 11.5 x 11.0 cm
Weight:	ca. 992 g

11. Warranty/Service

Beurer GmbH, Söflinger Straße 218, 89077 Ulm, Germany (hereinafter referred to as “Beurer”) provides a warranty for this product, subject to the requirements below and to the extent described as follows.

The warranty conditions below shall not affect the seller’s statutory warranty obligations which ensue from the sales agreement with the buyer.

The warranty shall apply without prejudice to any mandatory statutory provisions on liability.

Beurer guarantees the perfect functionality and completeness of this product.

The worldwide warranty period is 3 years, commencing from the purchase of the new, unused product from the seller.

The warranty only applies to products purchased by the buyer as a consumer and used exclusively for personal purposes in the context of domestic use.

German law shall apply.

During the warranty period, should this product prove to be incomplete or defective in functionality in accordance with the following provisions, Beurer shall carry out a repair or a replacement delivery free of charge, in accordance with these warranty conditions.

If the buyer wishes to make a warranty claim, they should approach their local retailer in the first instance: see the attached “International Service” list of service addresses.

The buyer will then receive further information about the processing of the warranty claim, e.g. where they can send the product and what documentation is required.

A warranty claim shall only be considered if the buyer can provide Beurer, or an authorised Beurer partner, with

- a copy of the invoice/purchase receipt, and
- the original product.

The following are explicitly excluded from this warranty:

- deterioration due to normal use or consumption of the product;
- accessories supplied with this product which are worn out or used up through proper use (e.g. batteries, rechargeable batteries, cuffs, seals, electrodes, light sources, attachments and nebuliser accessories);
- products that are used, cleaned, stored or maintained improperly and/or contrary to the provisions of the instructions for use, as well as products that have been opened, repaired or modified by the buyer or by a service centre not authorised by Beurer;
- damage that arises during transport between manufacturer and customer, or between service centre and customer;
- products purchased as seconds or as used goods;
- consequential damage arising from a fault in this product (however, in this case, claims may exist arising from product liability or other compulsory statutory liability provisions).

Repairs or an exchange in full do not extend the warranty period under any circumstances.

