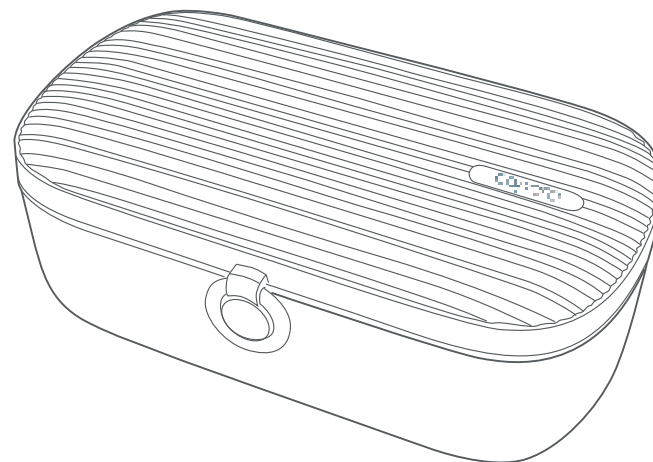


caperci® Pro electric lunch box

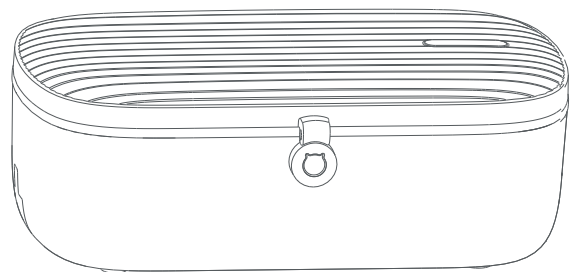
User's Manual



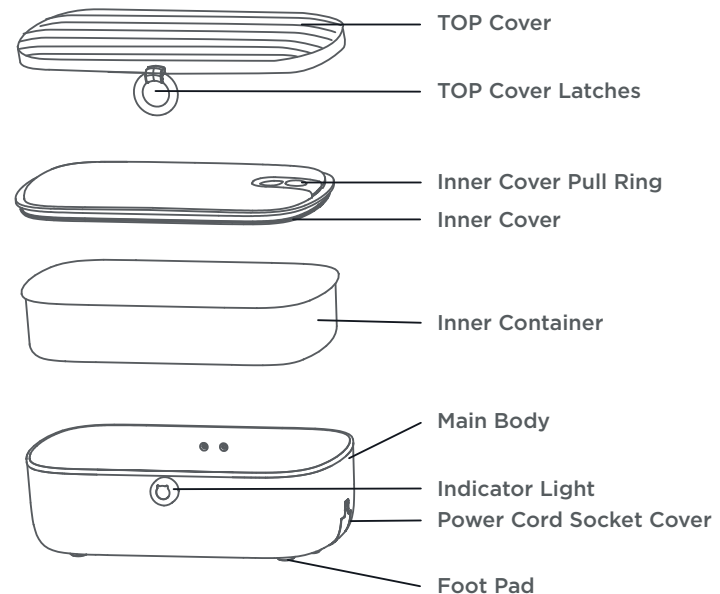
Thank you for purchasing Caperci Pro Electric Lunch Box! We designed this safe, efficient, durable and leak-proof lunch solution with distinctive features that make it a must-have electric lunch box for stylish professionals who want to carry a healthy lunch on the go.

Features

- Professional structural design with built-in high performance heater ensures meals is heated safely and efficiently.
- Exquisite and fashionable design.
- Easy to open and close double latches.
- The inner cover is easy to open and close, making it convenient to prepare meals in the inner container and then chill them in the fridge without mixing smells.
- The product is lightweight and portable, you can carry the whole product or the sealed inner container.
- The silicone base is non-slip and the power socket has silicone plug protection.
- Food-grade safety and eco-friendly materials.



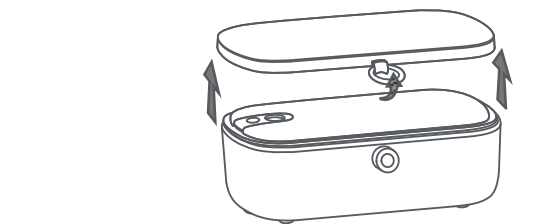
Caperci Pro Parts



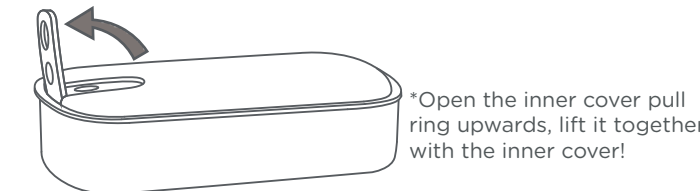
NOTE: Only the inner container and inner cover assembly are dishwasher safe.

Using Your Caperci Pro

1. Open the top cover latches upwards and take out the top cover (As shown below)



2. Take out the inner container assembly from the main body and open the inner cover (As shown below)



3. After opening the inner cover, first clean the inner cover and inner container with water and wipe with a clean cloth
4. Put the cooked food into the inner container first open the inner cover pull ring, then close the inner cover, and then close the inner cover pull ring

5. Place the food and the inner container with the inner cover in the main body, close the top cover and fasten the top cover latches

6. Open the power cord socket cover, plug in the power cord and turn on the power

7. After the power is turned on, the indicator light of the lunch box is always on, indicating that the product is working

8. After heating is completed, first unplug the power cord, and then remove the inner container

9. *Procedure to close the inner cover securely:

- (a).Open the pull ring before covering
- (b).Put your hand on the inner cover and press it down so that container gas can be drained out from the small hole



- (c).Close inner cover pull ring, tightly cover inner cover



Cleaning Your Caperci Pro

- Prior to initial use and after use, kindly cleanse Caperci Pro.

- Only the inner container and inner cover assembly are dishwasher safe.

- The main body, the top cover, can be cleaned with detergent and a sponge. Do not use a hard steel wire to clean as this will damage the surface.



- (d).*Open the inner cover pull ring again, you will hear a "puff" sound, then open the inner cover



- If the main body is dirty, it can be wiped with a wet towel. Do not immerse the main body in water to avoid leakage and malfunction.

Warnings

- This product does not need water, it can be heated directly, if the meal is too dry, you can add appropriate amount of drinking water.

- After the product is heated, and the inner container is removed, the surface of the inner container will be slightly hot and the inner container can be removed with a cloth or glove.

- When using the product, a small amount of steam will be released from the steam port when the silica gel steam seal is opened. Take care not to be scalded by the steam.

- This product is designed for heating rice, vegetables and other foods, not for steaming.

- It normally takes only 30 minutes to heat a meal and it is recommended that the heating time should not exceed 1 hour.

Product Warranty

Caperci offers an industry-leading 2 Year Warranty. If you have warranty or product problems, please contact us directly at:

Email: service@caperci.com
(Available Monday-Friday, 9am-6pm PST)

Specifications

Container Dimensions	8.7" x 5.3" x 3.35"
Total Capacity	3.8cups 900ml
Rated Voltage	120Vac
Rated Frequency	60Hz
Rated Power	60W
Product Weight	1.32 lbs 21.2 oz

Materials*

Top Cover & Inner Cover	PP Plastic
Top Cover Latches	ABS Plastic
Inner Container	304 Food-Grade Stainless Steel
Main Body	PP Plastic & PBT Plastic
Indicator Light	PC Plastic
Power Cord Socket Cover	TPR Thermoplastic Rubber
Foot Pad	TPR Thermoplastic Rubber
Gasket	Food Grade Silicone

*All materials are food-grade safe and eco-friendly

caperci
caperci Inc.
www.caperci.com
REV: 07-2023

样稿名称	Caperci Electric Lunch Box User's Manual
总尺寸	140*770mm
每页尺寸	140*110mm
印刷方式	单面印刷，只印正面，折页
注：本表格不属于印刷内容，请勿印刷上去	



主颜色

Pantone-Black 6C 只用在框线中的文本内容即 Specifications 和 Materials* 表格中内容



箭头标志颜色