



Remoe Central Remote Kit User Manual

1) Lock command:


A - Turn off the engine and get out of the car.

B - Press the “” button. If the car is equipped with an automatic shutdown system, the warning light will flash once and the doors will automatically close, The start LED flash approximately 1 time per second.

2) Unlock Command:

If the car is equipped with an automatic locking system and you are approaching the car, press the “” button on the transmitter, the alarm light will flash 2 times, and the doors will automatically open.

3) Car finding


When system is under the arm mode, Press and hold the “” / “” button 2 seconds siren sounds. parking

light will flash 15 seconds, this feature is particularly useful to find the car in a large car

4) Open the trunk!

When you press the “” “” 2 seconds button, the negative signal to open the safe will be sen

5) Mute arming

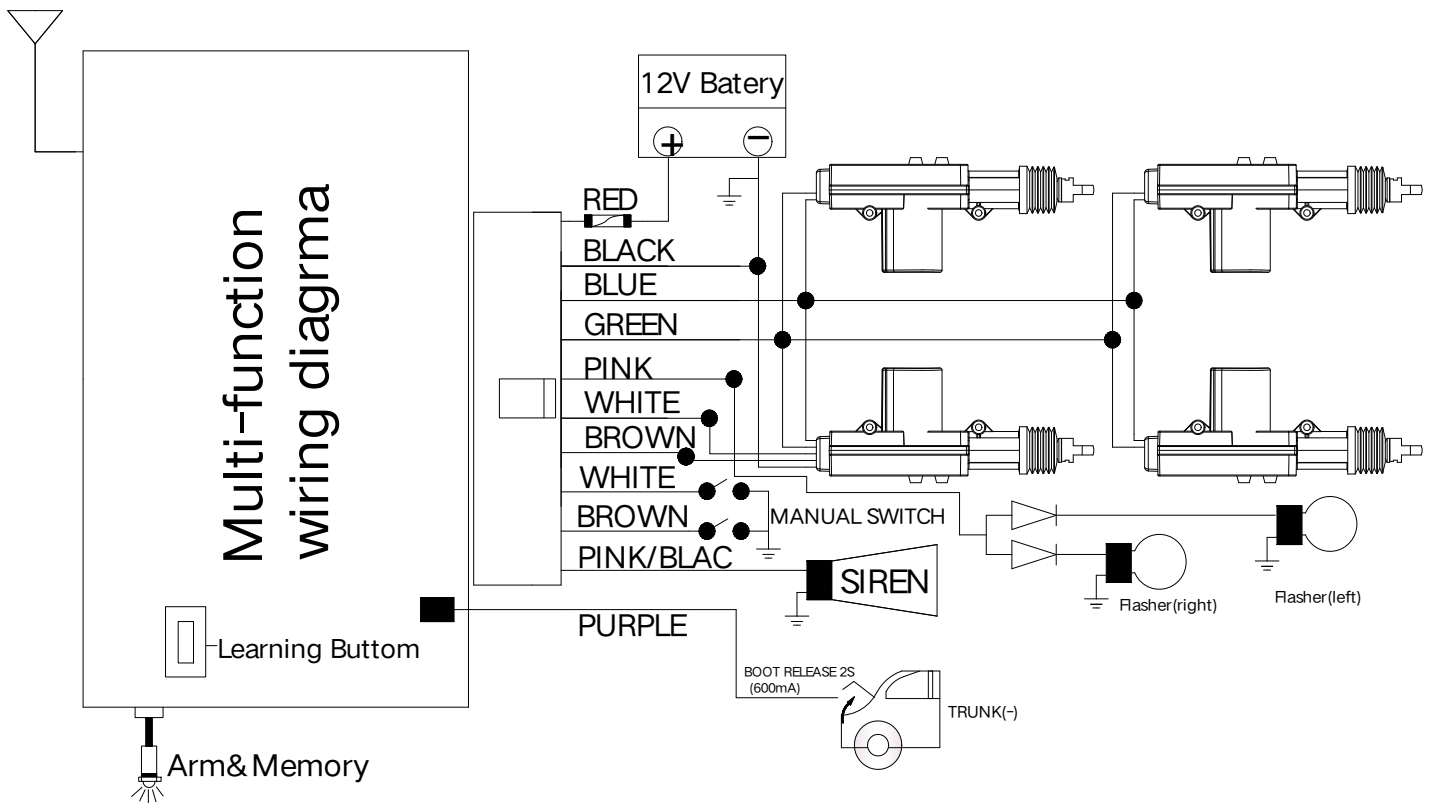
When press “” ,siren will not chirp, parking lights flash 1 time,system entry arm mode. If equipment with central door lock, car doors lock automatically. The start LED flash approximately 1 time per second.

6) Learning code

Press the code learning switch for 2 seconds, LED lights will long bright all the time, enter into the status of code learning module, then release the code learning switch, press any button of the remote control once, central lock executes one lock, this means the first remote code learning succeeds. Code learning of second remote is same as the first one, at most can learn two remote controls, After the two remote control learning code succeeded, or there is no any action within 15 seconds, LED lights will go out, code learning status exit.

NOTE: When learning the new remote controls, the code inside old remotes will be cleared out, can not remote any more

INSTALLATION WIREING DRAWING



APPLICATION:

Fits Most Vehicle, Car, Truck, SUV

FEATURE:

Provide Better Security With Keyless Remote Control
SPECIFICATION: Full Kit Includes: 2 Keyless Entry Remote Control, 1 5-wire actuators, 3 2-wire Actuators, Wire Manual and Hardware

Specification and Features

(A) Mainframe system

Working Voltage: 12V/24V \pm 3V

Static current: 10mA

Shock Sensor Current: <1mA

Out Current(max): Direction Light: 5A; Siren: 10A

BIBI Pager: 10A; Central Door locking: 10A

Working Frequency: 433MHZ

(B) Remote Control

Working Voltage: 12V/9V/6V/3V

Static Current: 1mA

Battery size: 27A/CR2032

Working Frequency: 433MHZ