

PAR-SL101A-E Controller and PAR-SF9FA-E Receiver




Job Name:

System Reference:

Date:



**PAR-SL101A-E
(controller)**



**PAR-SF9FA-E
(receiver)**

PAR-SL101A-E (controller) SPECIFICATIONS:

- Hand-held remote controller for use with PAR-SF9FA-E signal receiver
- Compatible with M-Series model SLZ-KF**NA(.TH)
- Compatible with CITY MULTI® model PLFY-P**NFMU-E
- Requires one controller per indoor unit
- Weekly timer, one per day, ON/OFF
- Individual vane settings
- Dual set point control on PLFY Model
- Direct and Indirect Airflow function
 - For use with 3D i-see Sensor™
- Handheld remote functions can be used without setting the time.

PAR-SF9FA-E (receiver) SPECIFICATIONS:

- Signal receiver for use with PAR-SL101A-E remote controller
- Compatible with M-Series model SLZ-KF**NA(.TH)
- Compatible with CITY MULTI® model PLFY-P**NFMU-E
- Requires one receiver per indoor unit
- For use with 3D i-see Sensor™
- CN90 connection

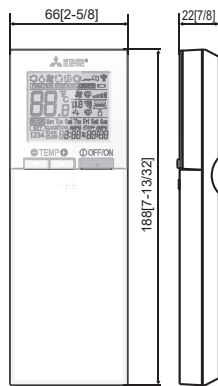
■ Controller Basic Functions

Functions	Button	Liquid crystal
OFF / ON	① OFF/ON 	
Preset temperature	TEMP 	88.5℃
Mode	MODE 	Cool Dry Heat Fan Auto Dual set point *Dual Set Point function not operational first use.
Fan speed	FAN 	4-Speed Auto
Vane angle	VANE 	5-step Swing Auto
3D i-see Sensor	i-see 	Direct Indirect
Send sign		
Battery replacement sign		
Function setting		FUNCTION
Test run		TEST
Self check		CHECK
Not available		N/A

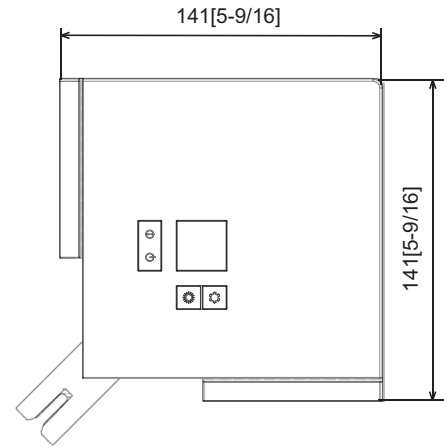
*Functions available may vary according to the model.

Model: PAR-SL101A-E Controller and PAR-SF9FA-E Receiver

■ Dimensions mm[In.]:

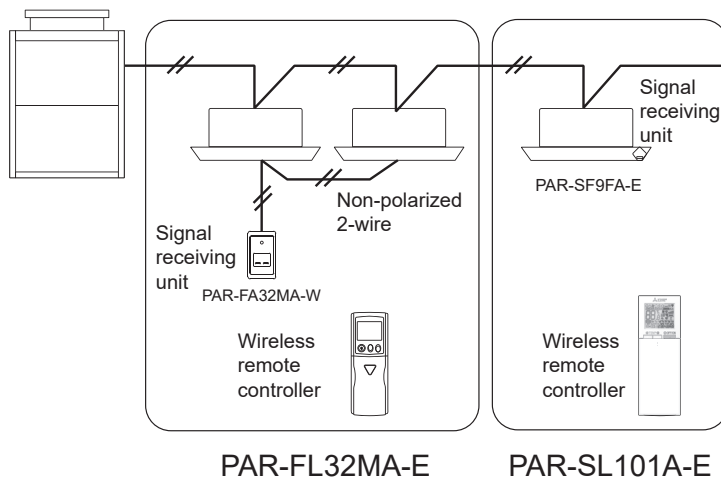


PAR-SL101A-E



PAR-SF9FA-E

■ System Example



1340 Satellite Boulevard, Suwanee, GA 30024
Toll Free: 800-433-4822 www.mehvac.com