


SKYLARK®

The Original Designer-Style Slide Dimmer



Shown actual size: Skylark preset dimmer in ivory (IV);
Claro® wallplate sold separately, pg.70


Product Family Features

- The original designer-style slide dimmer for a standard designer wallplate opening
- Full family of products for most lighting sources
- Optional nightlight models available
- Dual slide-to-off dimmers and dual slide-to-off fan and light controls available
- Uses standard single-pole and 3-way wiring for easy installation in any home

Specification Features


- Mechanical air-gap switch to disconnect load power
- Power-failure memory
- RFI suppression
- Electrostatic discharge tested
- Precise color matching across all controls

Designer Gloss Colors/Finishes *(See Color/Finish Guide, pgs.18-19)*




www.lutron.com/skylark
See Skylark in all colors/finishes

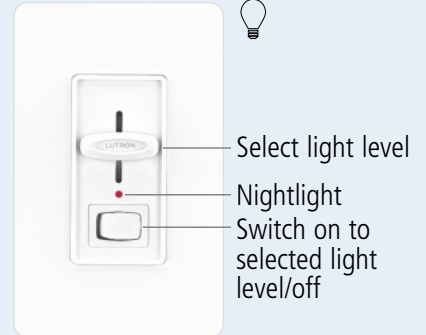
Slide-to-Off Dimmers




Preset Dimmers




Preset Dimmers with Nightlight




Dual Slide-to-Off Dimmers




Dual Slide-to-Off Fan and Light Controls




Replacement Knobs



Slide-to-Off Fan-Speed Controls



Slide-to-Off Fan-Speed Controls with On/Off Light Switch



Key to Models Available

	Incandescent
	Electronic Low Voltage
	Magnetic Low Voltage
	Fluorescent
	Quiet 3-Speed
	Fully Variable

For a coordinated look, use Claro® accessories and wallplates, pg.70

Switches



Single Pole,
3-Way, 4-Way

Receptacles



15A

GFCI Receptacles



15A

Telephone Jacks








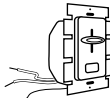





Cable TV Jacks



Multigang Wallplates



1-, 2-, 3-, 4-, 5-, and 6-Gang Available

	Description	Maximum Capacity*	Model #	Important Information
   	Dimmers			Colors/Finishes Add color/finish suffix to model # Example: S-600-WH Gloss ships in 48 hrs. WH White IV Ivory AL Almond LA Light Almond NEW GR Gray BR Brown BL Black <i>Gloss colors meet NEMA color standards where standards exist</i> Wallplates & Accessories  Claro® wallplates sold separately, pg.70. Matching Claro switches, receptacles, phone and cable jacks, pg.70. What's Included  Control, knob *Maximum Capacities For capacities in multigang installations, see ganging and derating information, pg.207. **3- and 4-Way Switching Use with Claro switches (CA-3PSH- or CA-4PSH-), pg.73, or other mechanical switches. Single-Gang Wallplate Dimensions W: 2.94" (75mm) H: 4.69" (119mm) D: 0.30" (7.6mm) Packaging Options Box and clamshell options, pg.238. Controls are 120V 60Hz unless noted.
	 Incandescent			
	Slide-to-Off Dimmers			
	Single Pole	600W	S-600- <input type="text"/>	
	Single Pole	1000W	S-1000- <input type="text"/>	
	Preset Dimmers with On/Off Switch			
	Single Pole	600W	S-600P- <input type="text"/>	
	Single Pole	1000W	S-10P- <input type="text"/>	
	3-Way**	600W	S-603P- <input type="text"/>	
	3-Way**	1000W	S-103P- <input type="text"/>	
Preset Dimmers with Nightlight				
Single Pole	600W	S-600PNL- <input type="text"/>		
Single Pole	1000W	S-10PNL- <input type="text"/>		
3-Way**	600W	S-603PNL- <input type="text"/>		
3-Way**	1000W	S-103PNL- <input type="text"/>		
Dual Slide-to-Off Dimmers				
Two Single-Pole Dimmers	300W each Dimmer	S2-L- <input type="text"/>		
	 Electronic Low Voltage			Global Ordering see pg.215
	Preset Dimmers with On/Off Switch			
	Single Pole	300W	SELV-300P- <input type="text"/>	
	3-Way**	300W	SELV-303P- <input type="text"/>	
	<i>Products Above:</i> Requires neutral wire connection.			
	 Magnetic Low Voltage			For More Information: www.lutron.com/skylark Fax-on-Demand 1•800•523•9466
	Preset Dimmers with On/Off Switch			
	Single Pole	600VA (450W)	SLV-600P- <input type="text"/>	
	3-Way**	600VA (450W)	SLV-603P- <input type="text"/>	
	<i>Products Above:</i> Wattage indicates maximum lamp load (see pg.210, #11).			




 Global Ordering
 see pg.215

For More Information:
www.lutron.com/skylark
 Fax-on-Demand 1•800•523•9466

Description Maximum Capacity* Model #

Dimmers (cont.)



Fluorescent Dimming with Hi-lume® and Eco-10™ (ECO-Series) Electronic Ballasts

Preset Dimmers with On/Off Switch

Single Pole	8A	SF-10P-	
Single Pole, 277V	6A	SF-12P-277-	
3-Way**	8A	SF-103P-	
3-Way,** 277V	6A	SF-12P-277-3-	

Products Above: Use with Lutron Hi-lume or Eco-10 (ECO-Series) line voltage control electronic dimming ballasts only. Requires neutral wire connection. See Dimming Ballast Selection Guide, pg.195. No derating required if ganged.



Fluorescent Dimming with Tu-Wire® Electronic Ballasts

Preset Dimmers with On/Off Switch

NEW

Single Pole/3-Way**	5A	SFTU-5A3P-	
---------------------	----	------------	--

Product Above: Use with Lutron Tu-Wire line voltage control electronic dimming ballasts only. See Dimming Ballast Selection Guide, pg.195.



Fluorescent Dimming with Magnetic Ballasts

Preset Dimmers with On/Off Switch

Single Pole	10 lamps	SF-10P-	
Single Pole, 277V	12 lamps	SF-12P-277-	
3-Way**	10 lamps	SF-103P-	
3-Way,** 277V	12 lamps	SF-12P-277-3-	

Products Above: Requires neutral wire connection. Other manufacturers' design criteria for their magnetic dimming ballasts generally do not allow for dimming below 20%. For best performance and reliability, Lutron strongly recommends using Hi-lume, Eco-10, or Tu-Wire electronic dimming ballasts and appropriate controls. See Dimming Ballast Selection Guide, pg.195. For approved magnetic ballast manufacturers, contact Lutron Technical Support.

Hi-Power 2•4•6™ Dimming Modules

To increase load capacity up to 30,000W/VA in most popular sources, use one S-600- or S-603P- and add up to five dimming modules. See pg.198.

Important Information

Colors/Finishes

Add color/finish suffix to model #
Example: SF-10P-**WH**

Gloss ships in 48 hrs.

WH	White
IV	Ivory
AL	Almond
LA	Light Almond NEW
GR	Gray
BR	Brown
BL	Black

Gloss colors meet NEMA color standards where standards exist

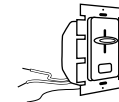
Wallplates & Accessories



Claro® wallplates sold separately, pg.70.

Matching Claro switches, receptacles, phone and cable jacks, pg.70.

What's Included



Control, knob

*Maximum Capacities

For capacities in multigang installations, see ganging and derating information, pg.207.

**3- and 4-Way Switching

Use with Claro switches (CA-3PSH- or CA-4PSH-), pg.73, or other mechanical switches.

Single-Gang Wallplate Dimensions

W:	2.94" (75mm)
H:	4.69" (119mm)
D:	0.30" (7.6mm)

Packaging Options

Box and clamshell options, pg.238.

Controls are 120V
60Hz unless noted.




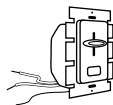





Global Ordering
see pg.215

For More Information:

www.lutron.com/skylark

Fax-on-Demand 1•800•523•9466

Description		Maximum Capacity* Model #	Important Information									
	<h2>Fan-Speed Controls</h2>		<h3>Colors/Finishes</h3> <p>Add color/finish suffix to model # Example: S2-LFSQ-WH</p> <p>Gloss ships in 48 hrs.</p> <p>WH White IV Ivory AL Almond LA Light Almond NEW GR Gray BR Brown BL Black</p> <p><i>Gloss colors meet NEMA color standards where standards exist</i></p>									
		<h3>Quiet Controls</h3> <p><i>For use with one ceiling paddle fan.</i></p> <h4>Dual Slide-to-Off Fan and Light Controls</h4> <table><tr><td>Single-Pole, 3-Speed</td><td>1.5A fan/</td><td>S2-LFSQ-</td></tr><tr><td>Fan Control with</td><td>300W incandescent</td><td></td></tr><tr><td>Single-Pole Dimmer</td><td>light</td><td></td></tr></table> <p><i>Product Above:</i> Fan/light controls require two switched hot wires between the control and the fan/light. No derating required if ganged.</p>	Single-Pole, 3-Speed	1.5A fan/	S2-LFSQ-	Fan Control with	300W incandescent		Single-Pole Dimmer	light		
	Single-Pole, 3-Speed	1.5A fan/	S2-LFSQ-									
	Fan Control with	300W incandescent										
Single-Pole Dimmer	light											
	<h4>Slide-to-Off Fan-Speed Controls</h4> <table><tr><td>Single Pole, 3-Speed</td><td>1.5A</td><td>SFSQ-F-</td></tr></table> <p><i>Product Above:</i> No derating required if ganged.</p>	Single Pole, 3-Speed	1.5A	SFSQ-F-	<h3>Wallplates & Accessories</h3>  <p>Claro® wallplates sold separately, pg.70. Matching Claro switches, receptacles, phone and cable jacks, pg.70.</p>							
Single Pole, 3-Speed	1.5A	SFSQ-F-										
	<h4>Slide-to-Off Fan-Speed Control with On/Off Light Switch</h4> <table><tr><td>Single-Pole, 3-Speed</td><td>1.5A fan/</td><td>SFSQ-LF-</td></tr><tr><td>Fan Control with</td><td>360W incandescent</td><td></td></tr><tr><td>Single-Pole Switch</td><td>light</td><td></td></tr></table> <p><i>Product Above:</i> Fan/light controls require two switched hot wires between the control and the fan/light. No derating required if ganged.</p>	Single-Pole, 3-Speed	1.5A fan/	SFSQ-LF-	Fan Control with	360W incandescent		Single-Pole Switch	light		<h3>What's Included</h3>  <p>Control, knob</p> <h3>*Maximum Capacities</h3> <p>For capacities in multigang installations, see ganging and derating information, pg.207.</p> <h3>Single-Gang Wallplate Dimensions</h3> <p>W: 2.94" (75mm) H: 4.69" (119mm) D: 0.30" (7.6mm)</p> <h3>Packaging Options</h3> <p>Box and clamshell options, pg.238.</p>	
Single-Pole, 3-Speed	1.5A fan/	SFSQ-LF-										
Fan Control with	360W incandescent											
Single-Pole Switch	light											
			<p>Controls are 120V 60Hz unless noted.</p> <div> Global Ordering see pg.215</div> <h3>For More Information:</h3> <p>www.lutron.com/skylark Fax-on-Demand 1•800•523•9466</p>									

Description Maximum Capacity* Model #


Fan-Speed Controls (cont.)



Fully Variable Controls

Use for one or more ceiling paddle fan or exhaust fan (do not mix fan types on one control).

Dual Slide-to-Off Fan and Light Controls

Single-Pole 2.5A fan/ **S2-LF-** 
Fan Control with 300W incandescent
Single-Pole Dimmer light

Product Above: Fan/light controls require two switched hot wires between the control and the fan/light, see Wiring Diagram #13, pg.221.

Slide-to-Off Fan-Speed Controls

Single Pole, Adjustable 5A **SFS-5E-** 
Minimum Speed

Products Above: To use as a combined fan-speed control/light switch (360W incandescent), see Wiring Diagram #5, pg.218.

Replacement Parts

Replacement Knobs

White (WH) Preset/Slide-to-Off Knobs **SK-WH**
Ivory (IV) Preset/Slide-to-Off Knobs **SK-IV**
Split Knobs **Contact Customer Service**

Product Above: Standard replacement knobs available in white and ivory only. Contact Lutron Customer Service to custom order additional colors for preset, slide-to-off, or split replacement knobs,

Important Information

Colors/Finishes

Add color/finish suffix to model #
Example: **S2-LF-WH**

Gloss ships in 48 hrs.

WH White

IV Ivory

AL Almond

LA Light Almond **NEW**

GR Gray

BR Brown

BL Black

Gloss colors meet NEMA color standards where standards exist

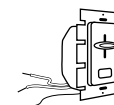
Wallplates & Accessories



Claro® wallplates sold separately, pg.70.

Matching Claro switches, receptacles, phone and cable jacks, pg.70.

What's Included



Control, knob

*Maximum Capacities

For capacities in multigang installations, see ganging and derating information, pg.207.

Single-Gang Wallplate Dimensions

W: 2.94" (75mm)

H: 4.69" (119mm)

D: 0.30" (7.6mm)

Packaging Options

Box and clamshell options, pg.238.

Controls are 120V
60Hz unless noted.



Global Ordering
see pg.215

For More Information:

www.lutron.com/skylark

Fax-on-Demand 1•800•523•9466