

XP916

Rechargeable LED Flashlight



Features

Constructed with aircraft-grade aluminum

LPE optics




Patented TackGrip molded rubber grip

Rear tactical on/off button

1x18650 1800mAh Li-ion rechargeable batteries

Micro USB charge port access via rotating dial (USB cable included)

ANSI/PLATO FL1 STANDARD

			
MODES	LUMENS	RUN TIME	BEAM DISTANCE
High	800 lm	3h 30m	350m
Medium	215 lm	8h 30m	200m
Low	50 lm	18h	80m
Strobe	800 lm	--	--

Operation Instructions

On/Off: Press and release the button on the tail cap to turn the light on and off.





Cycle Modes: Press button on tail cap quickly to cycle through modes (High/Medium/Low). If light remains in a single mode for longer than 3-5 seconds, the next press of the button will turn the light off.

Light automatically resets to High mode when turned off.

Hidden Strobe On/Off: Press and hold the button for 3 seconds to activate hidden strobe. Flashlight will remain in hidden strobe mode until it is deactivated by pushing and holding the button for 3 seconds again.

Charging Instructions

To charge the flashlight, reveal the charge port on the tail end of the light by rotating the charge port cover to the left.



Plug the small end of the Micro-USB charging cable (included) into the port on the flashlight. Plug the opposite end of the charging cable into a 5V USB power source.

The indicator light near the charge port will be red while the light is charging, then turn green to indicate the battery is fully charged.



Rechargeable battery is sealed and replacement is not necessary.

The XP916 has a charge time of approximately 3 hours.

Product Warranty

The XP916 has a Limited Lifetime Warranty Against Manufacturer's Defects from time of purchase.

For warranty claims please contact us by calling 801-553-8886 or sending an email to info@simpleproducts.com