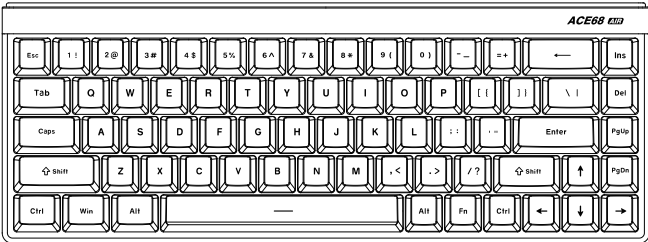
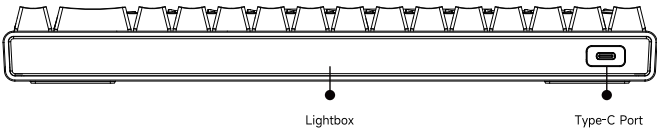


MCHOSE



— Ace68 Air User Manual —
Hall Effect Magnetic Switch Keyboard

Warm Reminder: The product images shown are for illustrative purposes only; the actual product shall prevail.



Web Driver: www.mchose.io
Note: Open the URL in a browser, click on [Initialize Device] > [Allow Browser Access], and then select the corresponding product model to connect.

• LIGHTING FUNCTIONS

	Q	Turn Lightbox On/Off	Y	Switch Backlight Color
	W	Switch Lightbox Mode	U	Switch Backlight Effects
	E	Lightbox Brightness-	F	Backlight Brightness-
	R	Lightbox Brightness+	G	Backlight Brightness+
	A	Switch Lightbox Color	H	Backlight Speed-
	T	Turn Backlight On/Off (Turn On/Off Keyboard LED Light)	J	Backlight Speed+

• COMBINATION KEY FUNCTIONS

	Q	Turn Lightbox On/Off	ESC	~
	W	Switch Lightbox Mode	1!	F1
	E	Lightbox Brightness-	2@	F2
	R	Lightbox Brightness+	3#	F3
	A	Switch Lightbox Color	4\$	F4
	T	Turn Backlight On/Off (Turn On/Off Keyboard LED Light)	5%	F5
	Y	Switch Backlight Color	6^	F6
	U	Switch Backlight Effects	7&	F7
	F	Backlight Brightness-	8*	F8
	G	Backlight Brightness+	9(F9
	H	Backlight Speed-	0)	F10
	J	Backlight Speed+	-_	F11
	=+			F12

WARRANTY CARD

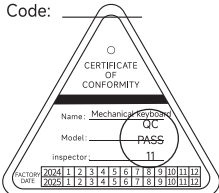
Thank you for purchasing our product. Please contact us if there are any quality issues within the warranty period. Please provide this warranty card so we can provide comprehensive after-sales service.

Product Items: _____ Customer Name: _____

Serial NO. : _____ Address: _____

Purchase Date: _____ TEL / E-mail: _____

Purchase Channel: _____ Postal Code: _____



Executive standard: GB4943.1-2022