


## Correct use of the tool

Place the tool flat on the tyre, & push the manual tread reader down until it stops.



 Place the TDR100 on a flat surface and fully depress the pin. Press and hold the Power button until the LED flashes.

### **Simplified EU Declaration of Conformity**

Bartec Auto ID Ltd hereby declares that this device is in compliance with the essential requirements and other provisions of Directive 2014/53/EU (RED).

The full text of the EU Declaration of Conformity is available at:  
<https://www.bartecautoid.com/tpms-downloads.html>

**Manufacturer's name:** Bartec Auto ID Ltd

**Manufacturer's address:**

Unit 9 Redbrook Business Park  
Wilthorpe Road  
Barnsley  
S75 1JN  
Tel: +44 (0) 1226 770581

**Authorised Representative:** Bartec Auto ID GmbH

**Authorised Representative address:** Bartec Auto ID GmbH

August-Thyssen-Str. 23-25  
56070 Koblenz  
Deutschland  
Tel: +49 (0) 261 988 886 82

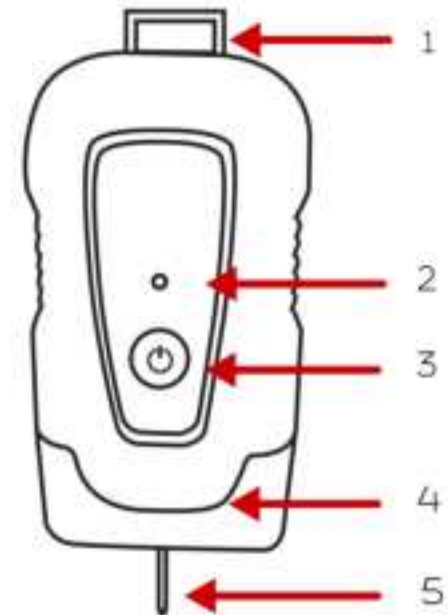
For more  
Information



Full Manual



# TDR QuickStart Guide



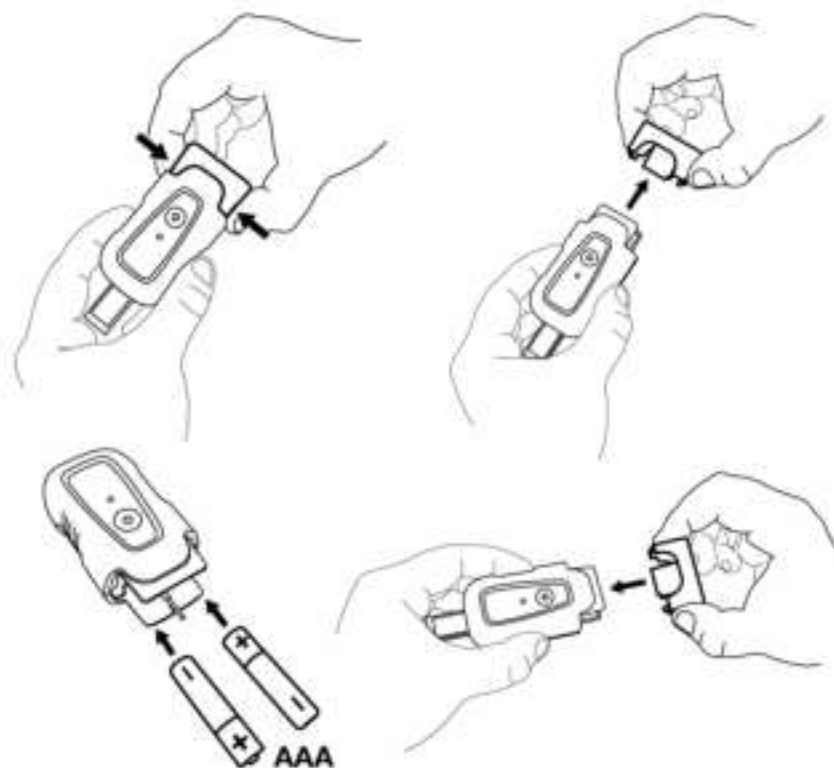
1. Manual Tread Reader
2. Power on/off light
3. Power on/off
4. End cap
5. Tread pin

## Getting started

Insert the AAA batteries.  
Power the Tread-Rite on.  
Pair with a TPMS tool.  
Calibrate the Tread-Rite when prompted.  
Register with the Tread-Rite APP

## Fitting the batteries

Remove the end cap, insert 2 x AAA batteries & refit the end cap.



## Power on

Press the power on/off button - the green power light will show when the Tool is on & ready to use.



## Pairing with the Tool

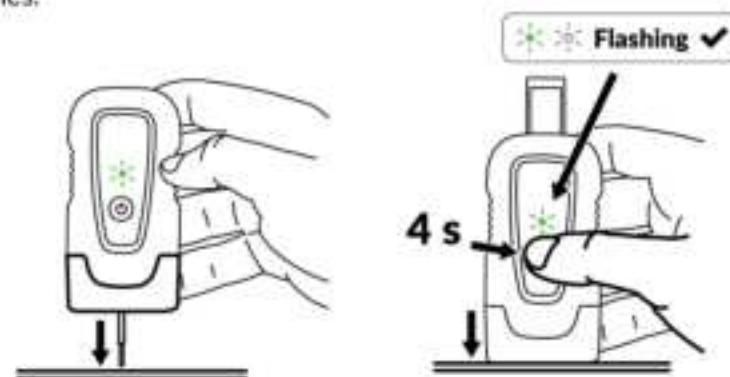
Ensure your TPMS tool has v6.0 or later software installed. From the Service Menu of your TPMS tool, select Check: Wheel & Tyre.

Power on the Tread tool. The Tread tool will automatically connect to the TPMS tool and is now ready to take measurements.

## Calibration

The Tool needs to be calibrated the first time you use it or when the below yellow message appears on your TPMS tool.

Put the tool onto a flat surface, so that the tread pin is pushed in. Press & hold the power on/off button on for 4 seconds or until the green light flashes.



\*Follow the instructions on the TPMS Tool/APP.



Calibration is required to proceed with taking measurements. Press Enter to continue.