GROWATT

INFINITY 1500 PORTABLE POWER STATION

User Guide

CONTACT US

www.growatt.com

CATALOGUE

Important Safety Instructions	1
Package Contents	2
Getting to Know the Infinity 1500	3
LED Display	3
How to Use	3
How to Recharge	3
Instructions for Advanced Features	12
How to connect to APP	13
Technical Specification	16
FAQ	17
Error Codes	18
Troubleshooting	19

Important Safety Instructions

Warning: Please read the instructions carefully before you use the product.
You must follow the precautions below when using the product.

Usage

- Read all the instructions before using the product.
- Do not use the product in a wet environment.
- Do not place any heavy objects on the product.
- To reduce risk of damage to the electric plug and cord, pull the plug rather than the cord when disconnecting the product.
- Please ensure that no objects are placed between the product and the power source. Do not use the product when it has been dropped or damaged in any way.
- Do not disassemble the product. Incorrect reassembly may result in a fire or electric shock.
- If the case of battery is damaged, or if you suspect any problem, shut-down, keep it out of reach of children, do not take it to pieces. For replacement, please check the relevant purchase information on the Growatt official website.
- Do not expose the product to fire or high temperature. Exposure to fire or other sources of heat may cause explosion. Do not place the product near radiators and heat sources.
- Do not disassemble the product or attempt to pierce the product with sharp objects.
- Do not use the product if the power cord/plug is damaged, or if you suspect that the product has been damaged in any way.
- Avoid exposing the product to water. Do not immerse the product in water or get wet. Do not use the product in rain or snow. Do not place liquid containing objects on or near the product.
- If you accidentally drop the product in a place with the risk of falling, please stay away from the product and keep it in a safe place and contact a professional. Do. The short-circuit circuit not be revealed again and should be disposed of properly in accordance with local laws and regulations.
- Do not use the product in an environment with an environment with a strong magnetic field, otherwise, it may cause the product to malfunction or even serious damage.
- Do not use the product in an environment with a corrosive chemical.
- The operating environment temperature range of the product: 25°C to 40°C. Using the product in a high temperature environment may lead to a fire explosion. Exceptionally, using the product at other ambient temperatures will seriously degrade the performance of the product, and may cause damage to the product.
- Do not use or battery pack or appliance that is damaged or deemed to be faulty. Damaged or deformed lithium-ion rechargeable batteries may exhibit unpredictable behaviors, such as fire, explosion, or risk of injury.
- Do not use the product in the following environments: Medical equipment according to the following principles: water or oil, acid, alkaline liquids, and other chemical substances.
- You may use only when it rates at 50Hz AC 230 to the product.

Storage and Transportation

- Keep the product out of the reach of children and pets. If you what accidentally swallow product parts, seek for medical assistance immediately.
- For long-term storage, keep the battery level between 30% 80% and store it indoors. Infrequently charge the product to ensure optimal battery performance. Failure to charge the product regularly may cause the battery to be damaged or permanent damage to the product. Prolonged exposure to high temperatures may shorten the battery lifespan.
- Do not place the product near a heat source, such as a fire or a heating furnace. The product should be stored in a dry, well-ventilated environment, avoiding direct sunlight and high temperatures.
- During transportation, please follow local laws and regulations regarding the transportation of lithium batteries.
- Do not store or transport the product with sunglasses, watches, metal hairbands, hairpins, or other metal objects.

Disposal Guide

- Be sure to completely discharge the lithium-ion battery before placing the inactive battery in the designated battery recycling bin. Batteries should be completely discharged and disposed of in a manner that is safe. Follow local laws and regulations for battery recycling and disposal.
- Please dispose of used lithium batteries that cannot be recharged.

Package Contents

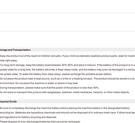

Infinity 1500 Portable Power Station

User Manual and Warranty Card

1 Pc AC Charging Cable

MC4 to XT60 Solar Panel Charging Cable

1 Set Car Charging Cable

Getting to Know the Infinity 1500



LED Display

How to Use

Power On/Off

Long press the power button for 1 second to turn on the AC output (only including with UPS and car output port). You should hear a "beep" sound and see a blue flash for 3 seconds indicating the power is on.

Long press the power button for 1 second to turn off the AC output. You should observe the DC power indicator lights off. When the unit is powered off and AC port is active, the power button will flash.

Wireless Charging

Place your compatible device on the wireless charging pad. Ensure that the device is properly aligned for optimal charging efficiency. The wireless charging pad is equipped with a cooling fan to prevent overheating during prolonged use.

Fan Control

The fan automatically activates when the AC power is turned on. You can change preferences by pressing the fan button while the wireless charging is on.

The fan is only available for devices that support wireless charging. You can check the wireless charging status by pressing the wireless charging button for 3 seconds.

Fast Charging Mode: Low noise and strong charging performance.

Floating Mode: Silent and low-power trickle charging.

Disable Mode: Wireless charging is ready, but no devices are detected.

How to Recharge

Multi-Battery Charging

- The product supports wall charging, solar panel charging, and car charging.
- Simultaneous charging from multiple sources is supported.
- Do not use a charging cable that is damaged or has been modified. Damaged or modified cables may be unsafe.
- Only use the charging cable and port that the manufacturer specifies. Improper use may cause electrical shock or fire.
- If the product is in charge protection mode, it will not charge. Low temperature protection may be triggered for battery safety reasons. If suspect battery is faulty, contact the product or local customer service center.
- The charging temperature range is 10°-35°C (50°-95°F). Charging within this range ensures optimal temperature. Self-heating battery pack ensures the battery life.

1. AC Charging



The charging port for the INFINITY 1500 is located on the left side of the product. The charging port for the Infinity 1500 is in the left side of the product. Please follow the instructions below to connect and recharge the product.

2. AC Charging

3.PV Charging

Connect the solar panel to the provided MC4 to XT60 cable and connect the XT60 connector to the product. Ensure the solar panel is in full sunlight for optimal charging efficiency. The Infinity 1500 can charge from solar panels with a voltage range of 30V-150V, 10A, and a maximum power of 1500W. Ensure the solar panel's specifications match these parameters for safe and efficient charging.

4.Car Charging

5.Combined Multi-Ground Solar Panels

You can charge the Infinity 1500 by connecting up to four 200W solar panels in series or using eight 100W solar panels. Use two sets of parallel-linked solar panels (4 panels in series). Connect the MC4 connector on the solar panel to the MC4 to XT60 adapter cable. Then, connect the XT60 connector to the Infinity 1500. This setup ensures efficient charging and maximizes the power output from the solar panels. It is recommended to use the solar panel in parallel, and then use the MC4 to XT60 adapter cable to connect the Infinity 1500 for charging.

Connecting to four 200/100W solar panels in series

Connecting to eight 100W solar panels (two sets in parallel with each set of panels in series)

Instructions for Advanced Features

1.UPS Uninterruptible Power Supply

The Infinity 1500 supports UPS functionality for home backup. In UPS mode, the AC power comes from the grid, not the battery. When the power grid is cut off, Infinity 1500 will automatically switch to battery power supply mode within 20ms, providing high-speed power supply for your load.

2.Solar Power Generation

When connecting to the solar panel, turning on the PV output will plug-and-play in devices via MC4 port will automatically activate the UPS mode. Please connect the device according to the figure below to enable the UPS function.

Solar Panel x2
Solar Panel x2
Solar Panel x2