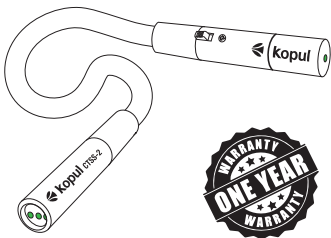


Thank you for choosing Kopul.

We hope you enjoy your new Kopul product. Our range of cables and in-line audio tools is designed to enhance sound quality and simplify your audio production process. We are constantly improving our products to meet your needs in the world of audio and to ensure clarity and reliability for sound professionals.

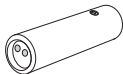




Double Barrel XLR Cable Tester

USER MANUAL

Receiver



Input



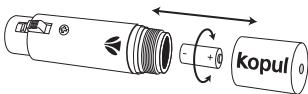
Step 1: Attach the input and receiver modules to each end of your XLR mic cable.

Step 2: Read the diagnosis on the LED indicators. The input module provides power while the receiver instantly detects if the cable is working properly and identifies every possible short circuit or crossed wire. Refer to the color code sticker to determine the working condition of the cable.

Note: The included color code sticker can be attached to the receiver module for reference.

The Battery

The input module uses an A23 battery. Twist the endcap to turn the module on or off. Twist and remove the endcap to replace the battery. The battery's positive end (+) should point inward.



Phantom Power Compatible

You can use the phantom power from your mixing console or audio interface to test your XLR snake lines and cables, even if the cable is running across the room, like in a live or rehearsal setting. Attach your XLR cable to your mixing console or audio interface input, and attach the receiver module to the other end of the XLR cable. Turn on the phantom power from the source unit, and read the receiver's LED indicators.



kopul[®] CTSS-2

XLR Cable Tester

PIN LAYOUT

A B C

GOOD



PIN 1 OPEN



PIN 2 OPEN



PIN 3 OPEN



PIN 1-2 SWAP



PIN 1-2 SHORT



PIN 1-3 SWAP



PIN 1-3 SHORT



PIN 2-3 SWAP



PIN 2-3 SHORT



www.KopulCables.com

One-Year Limited Warranty

This Kopul product is warranted to the original purchaser to be free from defects in materials and workmanship under normal consumer use for a period of one (1) year from the original purchase date or thirty (30) days after replacement, whichever occurs later. The warranty provider's responsibility with respect to this limited warranty shall be limited solely to repair or replacement, at the provider's discretion, of any product that fails during normal use of this product in its intended manner and in its intended environment. Inoperability of the product or part(s) shall be determined by the warranty provider. If the product has been discontinued, the warranty provider reserves the right to replace it with a model of equivalent quality and function.

This warranty does not cover damage or defect caused by misuse, neglect, accident, alteration, abuse, improper installation or maintenance. EXCEPT AS PROVIDED HEREIN, THE WARRANTY PROVIDER MAKES NEITHER ANY EXPRESS WARRANTIES NOR ANY IMPLIED WARRANTIES, INCLUDING BUT NOT LIMITED TO ANY IMPLIED WARRANTY OF MERCHANTABILITY OR FITNESS FOR A PARTICULAR PURPOSE. This warranty provides you with specific legal rights, and you may also have additional rights that vary from state to state.

To obtain warranty coverage, contact the Kopul Customer Service Department to obtain a return merchandise authorization ("RMA") number, and return the defective product to Kopul along with the RMA number and proof of purchase. Shipment of the defective product is at the purchaser's own risk and expense.

For more information or to arrange service, visit www.kopulcables.com or call Customer Service at 212-594-2353.

Product warranty provided by the Gradus Group.
www.gradusgroup.com



KOPUL®
A Gradus Group Brand

Kopul is a registered trademark of the Gradus Group.
© 2024 Gradus Group LLC. All Rights Reserved.

GG2