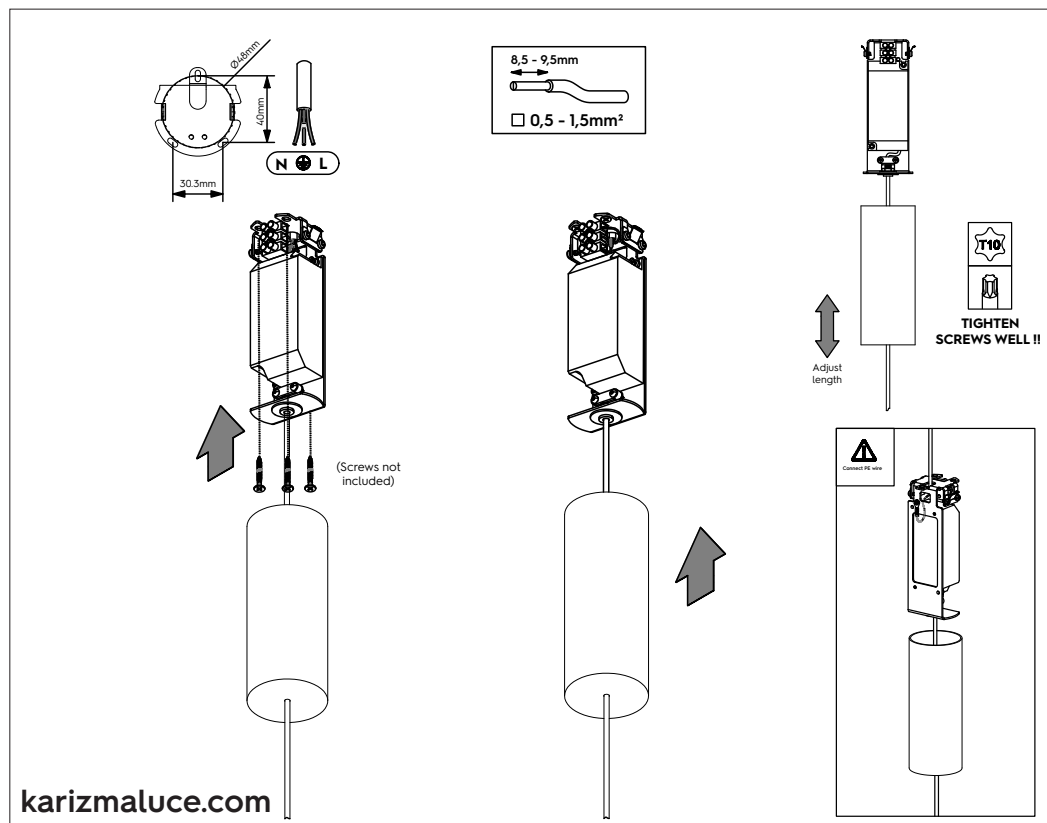


## INSTALLATION MANUAL | Dea Vesta S PE

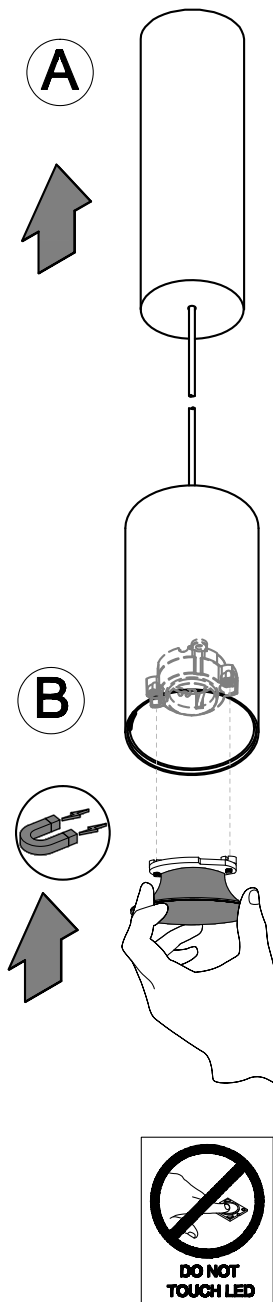
### PREPARATIONS:

Before assembling the luminaire, carefully read these instructions to make sure the luminaire functions correctly and safely • The mains isolator on the consumer unit/fuse board must be in "OFF" position before commencing any electrical work • The luminaires should be mounted on a flat, smooth surface • With all painted/plated products some shade and finishing variation may occur, please make sure the luminaires are checked before installation • The luminaire must not be modified. Modifying the luminaire in any way invalidates the guarantee of conformity with standards and directives in force and it could make the actual luminaire hazardous • Before connecting the luminaire, make sure the mains power supply corresponds to the power indicated on the luminaire label • Never cover the luminaire during use. Luminaires classified for indoor use must never be used outdoors even if they are protected from the elements • The manufacturer reserves the right to change the product specification without prior notice.

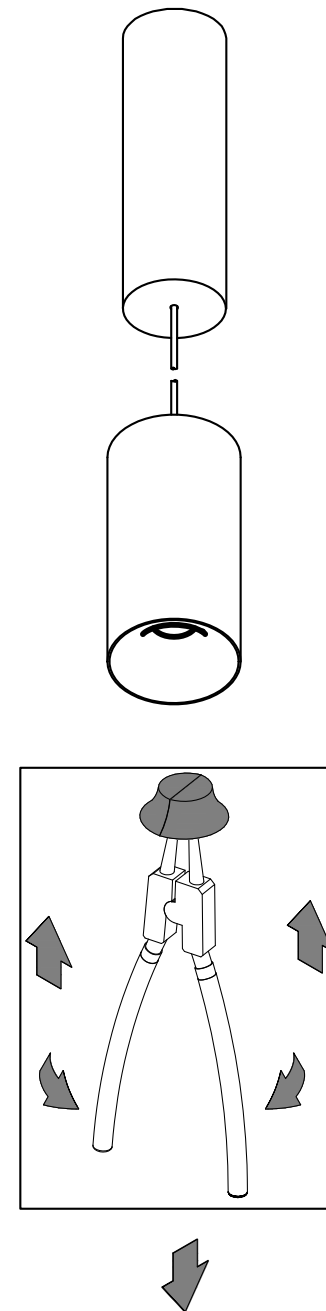
**! PLEASE NOTE: Installation must be done by qualified and trained personnel !**



karizmaluce.com



The light source contained in this luminaire shall only be replaced by the manufacturer or his service agent or a similar qualified person.



### NOTES

A special tool to help you to change the reflectors you want. Reflectors are available in different kind of colors. See website for color options. Reflectors and tools need be ordered separately.