



CT1-B076-B  
© CANON INC. 2018  
PRINTED IN TAIWAN

Canon

## Canon Interchangeable Lens Instructions

These instructions describe important safety notes for Canon interchangeable lenses\* and basic instructions on how to handle those lenses. For more detailed information, refer to the instructions for each lens. Instructions for your lens can be downloaded from the Canon website below:

\*EF (EF-S) lenses, EF-M lenses, RF lenses

<https://cam.start.canon/>



Refer also to the instructions for the camera.  
Be sure the latest version firmware is installed in the camera.

**Warning** Details pertaining to risks that may result in death or serious injury.

- Do not look directly at the sun or other strong light sources through a lens or a single-lens reflex camera with a lens attached. This may result in loss of sight.
- Do not leave a lens in the sun without the lens cap attached. The lens may concentrate entering sunlight and cause a malfunction or fire.
- Do not point a lens at the sun. Even when the sun does not appear on the screen, the lens may concentrate entering sunlight and cause a malfunction or fire.
- Where the lens is equipped with a fixed tripod mount and the lens is mounted on a camera, make sure to properly support the lens. If you hold only the camera, the lens may fall off the camera and cause a malfunction or injury.
- Where the lens is equipped with a detachable tripod mount, ensure that the tripod mount is securely attached to the lens body. If the tripod mount is not secure, the lens may fall off the tripod mount and cause a malfunction or injury.

**Caution** Details pertaining to risks that may result in injury or damage to other objects.

- Do not leave the product in places exposed to extremely high or low temperatures. The product may cause burns or injury when touched.
- Do not insert your hand or fingers into the product. This may result in injury.
- When using lenses equipped with Macro Lites, do not hold the Macro Lites close to the eyes or stare at them when they are illuminated. Doing so may result in eye damage.
- Only mount the product on a tripod that is sufficiently sturdy.

## Attaching and Detaching a Lens

### Attaching the Lens

Align the lens mount indexes on the lens and the camera body and then turn the lens clockwise.

### Detaching the Lens

Hold down the lens release button on the camera and turn the lens counterclockwise.

Refer to the camera's instructions for details on attaching and detaching a lens.

## Shooting Using Autofocus (AF)

- To shoot images using autofocus, set AF as the focus mode.
- To shoot images using manual focus, set MF as the focus mode and focus by turning the focusing ring. To set the focus mode, use the focus mode switch on the lens (AF/MF), or set it on the camera ([AF/MF]).

## Using the Image Stabilizer

- To use image stabilization, set the Image Stabilizer to ON. To set image stabilization, use the Image Stabilizer switch on the lens (ON/OFF), or set it on the camera ([ON/OFF]).

## Attaching a Lens Hood

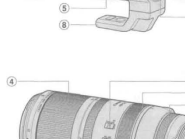
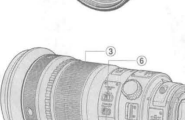
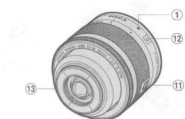
Align the hood with the edge of the lens and turn the hood clockwise to attach it.

## Using the Control Ring

This only applies to RF lenses equipped with a control ring. To use the control ring on a lens equipped with a focusing/control ring, set the focusing/control selector switch on the lens to CONTROL, or set it on the camera. Refer to the camera's instructions for information on using the control ring.

## Nomenclature

- 1 Lens mount index
- 2 Focus mode switch
- 3 Focusing ring
- 4 Zoom ring
- 5 Image stabilizer switch
- 6 Image stabilizer mode selector switch  
MODE 1: Corrects vibrations in all directions.  
MODE 2: When you take a panning shot either horizontally or vertically, corrects vibrations at right angles to the direction of panning.  
MODE 3: Corrects vibration only during exposure.
- 7 Focusing distance range selector switch  
Selects the focusing distance range.
- 8 Tripod mount (fixed-mount type)  
Used to attach a tripod or monopod.
- 9 Tripod mount (detachable tripod type)  
Used to attach a tripod or monopod.
- 10 Lens-retraction switch  
Push the switch in the "▲" direction while turning the ring to set the lens to the ready position.
- 11 Lock release switch  
Push the switch in the "▲" direction while turning the ring to set the lens to the ready position.
- 12 Macro Lite ON button  
Used to change the Macro Lites illuminated patterns.
- 13 Macro Lites  
Illuminate the subject
- 14 Lens cap
- 15 Dust cap
- 16 Hood (bayonet type)
- 17 Hood (screw type)
- 18 Control ring
- 19 Focusing/control selector switch
- 20 Focusing/control ring



This device complies with Part 15 of the FCC Rules. Operation is subject to the following two conditions: (1) This device may not cause harmful interference, and (2) this device must accept any interference received, including interference that may cause undesired operation. Do not make any changes or modifications to the equipment unless otherwise specified in the instructions. If such changes or modifications should be made, you could be required to stop operation of the equipment. This equipment has been tested and found to comply with the limits for a class B digital device, pursuant to part 15 of the FCC Rules.

These limits are designed to provide reasonable protection against harmful interference in a residential installation. This equipment generates, uses and can radiate radio frequency energy and, if not installed and used in accordance with the instructions, may cause harmful interference to radio communications. However, there is no guarantee that interference will not occur in a particular installation. If this equipment does cause harmful interference to radio or television reception, which can be determined by turning the equipment off and on, the user is encouraged to try to correct the interference by one or more of the following measures:

- Reorient or relocate the receiving antenna.
- Increase the separation between the equipment and receiver.
- Consult the dealer or an experienced radio/TV technician for help.



# RF-S55-210mm F5-7.1 IS STM

## Specifications

Lens	
Focal Length	55-210mm
Maximum and Minimum Aperture	f/5.0 - f/7.1
Lens Mount Type	RF Mount
Compatible Cameras	Canon EOS R-series, APS-C and full-frame (automatic APS-C sensor cropping if used on full-frame EOS R-series cameras)
Minimum Focusing Distance	0.7m (2.4 ft) at 210mm; 1.0m (3.3 ft) at 55mm
Maximum Magnification	0.28x (at 210mm); 0.05x (at 55mm)
Field of View, at Minimum Focus Distance	Approx. 379 × 254mm (14.9 x 10.0 in.) at 55mm Approx 78 × 53mm (3.1 x 2.1 in.) at 210mm
Angle of View (Diagonal)	Approx. 27° 50' - 7° 25'
Optical Design	
Lens Construction	11 elements in 8 groups
Special Elements	(Two) UD lenses
Lens Coating	Canon SSC (Super Spectra Coating)
Filter Size Diameter	ø55 mm
Aperture Blades	7
Image Stabilization	4.5 stops correction with In-lens Optical Image Stabilization (7.0 stops correction with EOS R5 in-body coordinated Image stabilization)
Focusing	
Focusing Drive System	Canon STM (Leadscrew type STM)
Full-time Manual Focusing	Yes (Supports both ONE SHOT AF and SERVO AF with compatible EOS R-series cameras)
Dual Pixel CMOS AF Coverage (Horizontal x Vertical)	• EOS R — Approx. 80% x 80% • EOS R5 — Approx. 80% x 80% • EOS R7/R10 — Approx. 100% x 100%
Exterior Design	
Control Ring	Dual-function Manual focus ring / Control Ring (selected using camera menu)
Manual Focus Ring	Electronic ring system • Full-time Manual focus possible • No physical limit to ring rotational angle
AF/MF Switch	None — focus mode selected in camera menu
MF/Control Ring Switch	None — must be selected in camera menu
Distance Scale	None • Distance scale available in EVF or Live View LCD screen of compatible EOS R-series cameras

<b>Distance Limiter Switch</b>	None
<b>Dust / Weather Resistant Construction</b>	None
<b>Dimensions, Weight</b>	
<b>Maximum Outer Diameter x Length</b>	Approx. ø2.7 in.(ø69.0mm) x 3.7 in. (Wide); 5.3 in. (Tele)
<b>Weight</b>	Approx. 9.5 oz. / 0.6 lb. / 270g
<b>Accessories</b>	
<b>Lens hood</b>	Canon ET-60B <ul style="list-style-type: none"> <li>• Cylindrical (attachable in reverse)</li> <li>• Optional accessory, sold separately</li> </ul>
<b>Lens Cap</b>	(Front) Canon E-55 (center pinch-type) (Bundled)
<b>Dust Cap</b>	Canon Lens Dust Cap RF (Bundled)
<b>Lens Case</b>	Canon Lens Case LP1016 <ul style="list-style-type: none"> <li>• Optional accessory, sold separately</li> </ul>
<b>Extension Tubes</b>	None (No Canon RF mount extension tubes)
<b>Close-up Lenses 250D / 500D</b>	None (No ø55mm size available)
<b>Canon RF Extender 1.4x/2x</b>	Not compatible
<b>Canon Gelatin Filter Holder III/IV</b>	Not compatible



**Dealer Record of Canon Purchase**  
**Fiche d'Achat pour Concessionnaire Canon**

**Complete this card at time of sale.**  
**A remplir au moment de l'achat**



CT1B021A

**PRESENT OWNERSHIP AND PRODUCTS INTERESTED IN**

Articles déjà en possession ou juges dignes d'intérêt

**CAMERAS**

**APPAREILS**

**-PHOTO**

(Camera)

(Appareil)

(Lens)

(Objectif)

(Camera)

(Appareil)

(Lens)

(Objectif)

**OWNS**

En possession

**INTERESTED IN**

Intéressé par

**INTERCHANGEABLE LENS**

Objectif interchangeable

**OWNS**

En possession

**INTERESTED IN**

Intéressé par

**OTHER ACCESSORIES**

Autres accessoires

**OWNS**

En possession

**INTERESTED IN**

Intéressé par

<b>MODEL</b> Modèle	RF-S55-210 /5-7.1 IS STM	<b>SERIAL NO.</b> No. de série	2 [REDACTED] 1

**CUSTOMER**

Client

**NAME**

Nom

**ADDRESS**

Adresse

**CITY/STATE**

Ville/Province

**ZIP**

Code postal

**PHONE**

Téléphone



## CANON LIMITED WARRANTY

CANON U.S.A., INC.

CANON CANADA INC.

NAME  
NOM

ADDRESS  
ADRESSE

CITY  
VILLE

PROVINCE

POSTAL CODE  
CODE POSTAL

THESE ARE NOT REGISTRATION CARDS

– Retain for your Records

CES CARTES NE SONT PAS CELLES POUR L'ENREGISTREMENT.

– Les conserver comme référence.

DEALER'S NAME & ADDRESS  
MARCHAND NOM & ADRESSE

<b>MODEL MODELE</b>	<b>RF-S55-210 /5-7.1 IS STM</b>
<b>BODY NO. BOITIER NO</b>	<b>2502000081</b>
<b>PURCHASE DATE DATE D'ACHAT</b>	
/ /	

CT1-B021-A

PRINTED IN TAIWAN  
IMPRIMÉ À TAIWAN



# Canon CANON® EF Lens and Accessories Limited Warranty- For U.S.A. & Canada Only

The limited warranty set forth below is given by Canon U.S.A., Inc. (Canon U.S.A.) in the United States or Canon Canada, Inc. (Canon Canada) in Canada with respect to the Canon brand EF Lens, as well as with respect to the accessories packaged with this limited warranty (collectively the "Products"), when purchased and used in the United States or Canada. The Products are the only Products to which this limited warranty applies.

Your Products, when delivered to you in new condition in its original container, are warranted against defects in materials or workmanship as follows: for a period of one (1) year from the date of original purchase, defective parts or defective Products returned to Canon U.S.A. or Canon Canada, or their authorized Products service providers, as applicable, and proven to be defective upon inspection, will be repaired with new or comparable rebuilt parts or exchanged for refurbished Products, as determined by Canon U.S.A. or Canon Canada, or the authorized Products service provider.

THIS WARRANTY DOES NOT COVER ANY ACCESSORIES NOT MENTIONED ABOVE. This limited warranty shall only apply if the Products are used in conjunction with compatible computer equipment and compatible software, as to which items Canon U.S.A. or Canon Canada shall have no responsibility.

**Non-Canon brand equipment and software that may be distributed with the Products are sold "as is" and without warranty of any kind by Canon U.S.A. or Canon Canada, including any implied warranty regarding merchantability or fitness for a particular purpose, and all such warranties are disclaimed. The sole warranty, if any, with the respect to such non-Canon brand items is given by the manufacturer or producer thereof.**

This limited warranty covers all defects encountered in normal use of the Products, and does not apply in the following cases:

- (a) Loss or damage due to neglect and/or abuse causing deterioration, mishandling, accident or failure to follow operating instructions.
- (b) If a Product is defective as a result of leaking batteries or damage due to water or other liquid.
- (c) Defective materials or workmanship where the defect is due to a Product having been serviced or modified by other than Canon or a Canon authorized service provider.
- (d) Malfunction resulting from the use of accessories, attachments, supplies, parts or devices (including, without limitation, batteries, film, flash attachments and other accessories) that do not conform to Canon specifications.
- (e) Damage resulting during shipment. (Claim must be presented and examined by the shipper).
- (f) Damage or service resulting from modifications or alterations to a Product in any way (including any alteration or removal of its serial number or identification marks).

NO IMPLIED WARRANTY, INCLUDING ANY IMPLIED WARRANTY OF MERCHANTABILITY OR FITNESS FOR A PARTICULAR PURPOSE, APPLIES TO A PRODUCT AFTER THE APPLICABLE PERIOD OF THE EXPRESS LIMITED WARRANTY STATED ABOVE, AND NO OTHER EXPRESS WARRANTY OR GUARANTY, EXCEPT AS MENTIONED ABOVE, GIVEN BY ANY PERSON OR ENTITY WITH RESPECT TO A PRODUCT SHALL BIND CANON (SOME STATES AND PROVINCES DO NOT ALLOW LIMITATIONS ON HOW LONG AN IMPLIED WARRANTY LASTS, SO THE ABOVE LIMITATION MAY NOT APPLY TO YOU). CANON SHALL NOT BE LIABLE FOR LOSS OF REVENUES OR PROFITS, INCONVENIENCE, EXPENSE FOR SUBSTITUTE EQUIPMENT OR SERVICE, STORAGE CHARGES, LOSS OR CORRUPTION OF DATA, OR ANY OTHER SPECIAL, INCIDENTAL OR CONSEQUENTIAL DAMAGES (INCLUDING, WITHOUT LIMITATION, ANY LOSS OF FILM) CAUSED BY THE USE OR MISUSE OF, OR INABILITY TO USE, A PRODUCT, REGARDLESS OF THE LEGAL THEORY ON WHICH THE CLAIM IS BASED, AND EVEN IF CANON HAS BEEN ADVISED OF THE POSSIBILITY OF SUCH DAMAGES. IN NO EVENT SHALL RECOVERY OF ANY KIND AGAINST CANON BE GREATER IN AMOUNT THAN THE PURCHASE PRICE OF THE PRODUCT SOLD BY CANON AND CAUSING THE ALLEGED DAMAGE. WITHOUT LIMITING THE FOREGOING, YOU ASSUME ALL RISK AND LIABILITY FOR LOSS, DAMAGE OR INJURY TO YOU AND YOUR PROPERTY AND TO OTHERS AND THEIR PROPERTY ARISING OUT OF USE OR MISUSE OF, OR INABILITY TO USE, THE PRODUCT NOT CAUSED SOLELY AND DIRECTLY BY THE NEGLIGENCE OF CANON (SOME STATES AND PROVINCES DO NOT ALLOW THE EXCLUSION OR LIMITATION OF INCIDENTAL OR CONSEQUENTIAL DAMAGES, SO THE ABOVE EXCLUSION OR LIMITATION MAY NOT APPLY TO YOU). THIS LIMITED WARRANTY SHALL NOT EXTEND TO ANYONE OTHER THAN THE ORIGINAL PURCHASER OF A PRODUCT, OR THE PERSON FOR WHOM IT WAS PURCHASED AS A GIFT. AND STATES YOUR EXCLUSIVE REMEDY.

This limited warranty gives you specific legal rights, and you may also have other rights, which vary from state to state (or province to province in Canada).

Canon U.S.A., Inc.  
Canon Canada, Inc.



## Canon Customer Support Canon Client Soutien

### Canon U.S.A.

You may obtain technical support for your Products as follows:

- Internet support at **[www.usa.canon.com/support](http://www.usa.canon.com/support)** (E-mail support also available)
- Telephone assistance from a Canon U.S.A. Customer Care representative free of charge during regular business hours at **1-800-OK-CANON (1-800-652-2666)**.

### Canon Canada

You may obtain technical support for your Products as follows:

- Internet support for English at **[www.canon.ca/english/cs](http://www.canon.ca/english/cs)** (E-mail support also available)
- Internet support for French at **[www.canon.ca/francais/cs](http://www.canon.ca/francais/cs)** (E-mail support also available)
- Telephone assistance from a Canon Canada Customer Care representative free of charge during regular business hours at **1-800-OK-CANON (1-800-652-2666)**.

Des services de soutien technique pour vos produits sont offerts comme suit :

- Soutien Internet en anglais au moyen du site Web : **[www.canon.ca/english/cs](http://www.canon.ca/english/cs)** (Soutien par courrier électronique aussi disponible)
- Soutien Internet en français au moyen du site Web : **[www.canon.ca/francais/cs](http://www.canon.ca/francais/cs)** (Soutien par courrier électronique aussi disponible)
- Soutien téléphonique auprès d'une représentante ou d'un représentant du Centre de renseignements clientèle de Canon Canada, sans frais, pendant les heures normales d'ouverture au **1-800-OK-CANON (1-800-652-2666)**.

Technical support program terms are subject to change without notice.

Les conditions du programme de soutien technique sont modifiables sans préavis.

Canon U.S.A., Inc.  
Canon Canada, Inc.



# Expand Your Photographic Knowledge

- Useful lessons on EOS Digital cameras, printers, software applications, wireless connectivity and more
- Expanded Tips & Technologies section with improved product and category search capabilities
- An enhanced Explorers of Light & PrintMasters Gallery section
- Improved Educational Events calendar with customizable views
- Completely FREE access

CANON  
DIGITAL  
LEARNING  
CENTER



[www.usa.canon.com/dlc](http://www.usa.canon.com/dlc)

**Canon**



# Register Now!

Visit [www.registercanon.com](http://www.registercanon.com)  
to register your new EF & EF-S  
Lenses today and receive the  
following:

- Telephone support\*
- E-mail support\*
- Product protection\*
- Receive information on new products and promotions\*

*There is no charge to register or for the benefits offered. \* These benefits valid in the U.S. only.  
Please read the Terms and Conditions at [www.registercanon.com](http://www.registercanon.com) for complete details.*



For accessories and other supplies  
visit [www.eshop.usa.canon.com](http://www.eshop.usa.canon.com) or  
an Authorized Canon Dealer.

# Canon

© 2016 CANON U.S.A., INC.