

GRAVITY 27 PRO

USER MANUAL

www.sunslice-solar.com

● Table of contents

INTRODUCTION	2
PRODUCT OVERVIEW	2
SPECIFICATIONS	3
KEY FEATURES	3
AIRPORT SAFE	3
CHARGE THE GRAVITY	3
CHARGE YOUR DEVICE	4
PASS-THROUGH CHARGING	5
ADJUSTABLE VOLTAGE OUTPUT	5
OUR WARRANTIES	5
PRECAUTIONS	6

[Click to go to the desired page](#)

INTRODUCTION

Thank you for choosing the Sunslace Gravity 27 Pro.

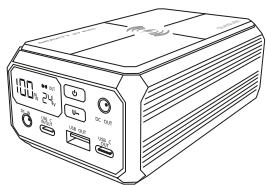
We've designed this power bank for users who need professional-grade, off-grid energy in a compact, travel-safe format.

Whether you're in the field, on the road, or deep in the wild, the Gravity 27 Pro ensures your laptops, cameras, drones, and essential gear stay powered anywhere.

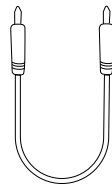
This manual will guide you through safe and optimal use of the product. We recommend reading it thoroughly and storing it for future reference.

Geoffroy & Henri


IN THE BOX




Gravity 27 Pro



DC5521-DC5521
Cable (20cm)



USB-A to
USB-C Cable




USB-C to
USB-C Cable

COMPATIBLE WITH



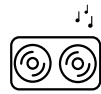
LAPTOP



TABLET



GPS



SPEAKER



USB



DRONE



SMARTPHONE



GoPro



SAT PHONE



TORCHLIGHT



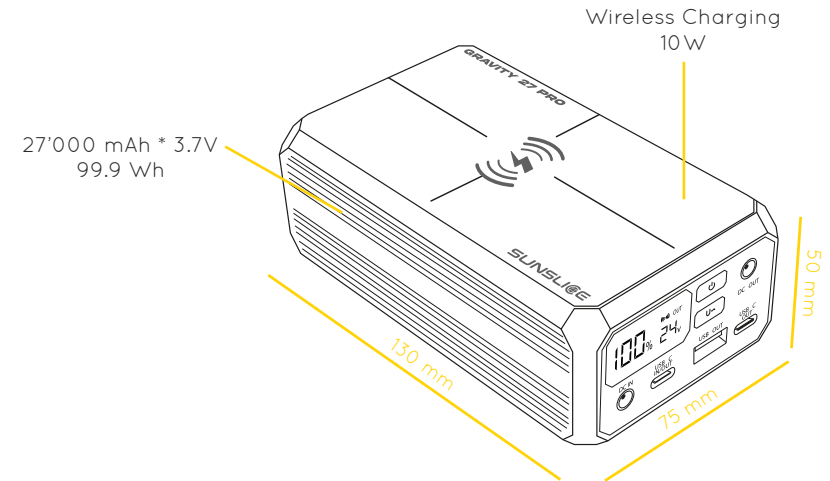
SMARTWATCH



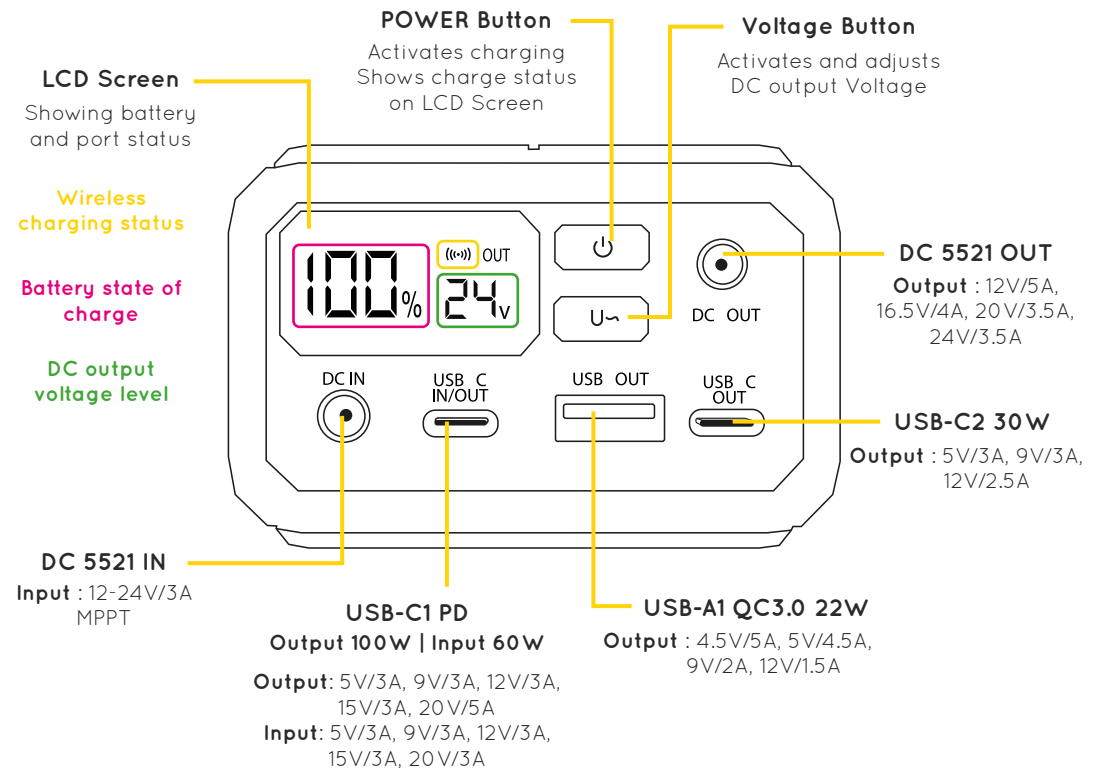
CAMERA

PRODUCT OVERVIEW

Weight : 590g



BATTERY INTERFACE



SPECIFICATIONS

CAPACITY	27'000 mAh (3.7V) / 99.9Wh
TECHNOLOGY	Lithium-Ion
TOTAL BATTERY OUTPUT 100W MAX	<u>USB-C1 PD 100W</u> : 5V/3A, 9V/3A, 12V/3A, 15V/3A, 20V/5A <u>USB-C2 30W</u> : 5V/3A, 9V/3A, 12V/2.5A <u>USB-A1 QC3.0 22W</u> : 5V/4.5A, 9V/2A, 12V/1.5A <u>DC5521 OUT</u> : 12V/5A, 16.5V/4A, 20V/3.5A, 24V/3.5A <u>Wireless Output</u> : 10W Max
TOTAL BATTERY INPUT 60W MAX	<u>USB-C1 PD 60W</u> : 5V/3A, 9V/3A, 12V/3A, 15V/3A, 20V/3A <u>DC5521 IN</u> : 12-24V/3A MPPT
WEIGHT	590g
DIMENSIONS	130 x 75 x 50 mm
CHARGING STATUS	LCD Screen

KEY FEATURES

- AIRLINE-SAFE 99.9 WH CAPACITY
- USB-C1 POWER DELIVERY UP TO 100W
- MPPT-ENABLED DC SOLAR INPUT (DC5521)
- CHARGES LAPTOPS, DRONES, CAMERAS & MORE
- SIMULTANEOUS MULTI-DEVICE OUTPUT
- WIRELESS CHARGING PAD (10W)
- SUPPORTS PASS-THROUGH CHARGING
- RUGGED AND COMPACT DESIGN

AIRPORT SAFE

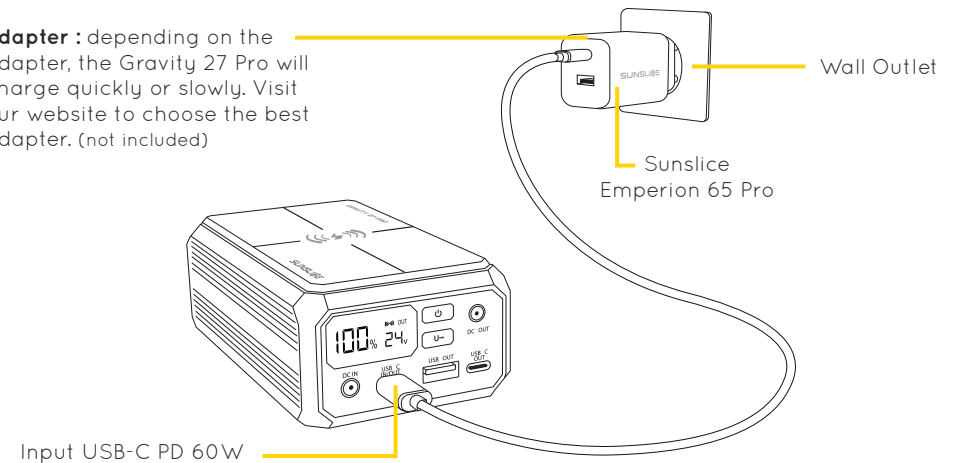
The Gravity 27 Pro is compliant with airline regulations for carry-on batteries. Its capacity of 99.9 Wh is below the 100 Wh limit, making it suitable for cabin luggage only.

✓ Always carry in cabin. Do not check it in.

CHARGE THE GRAVITY

A USB-C PD wall adapter (up to 60W recommended)

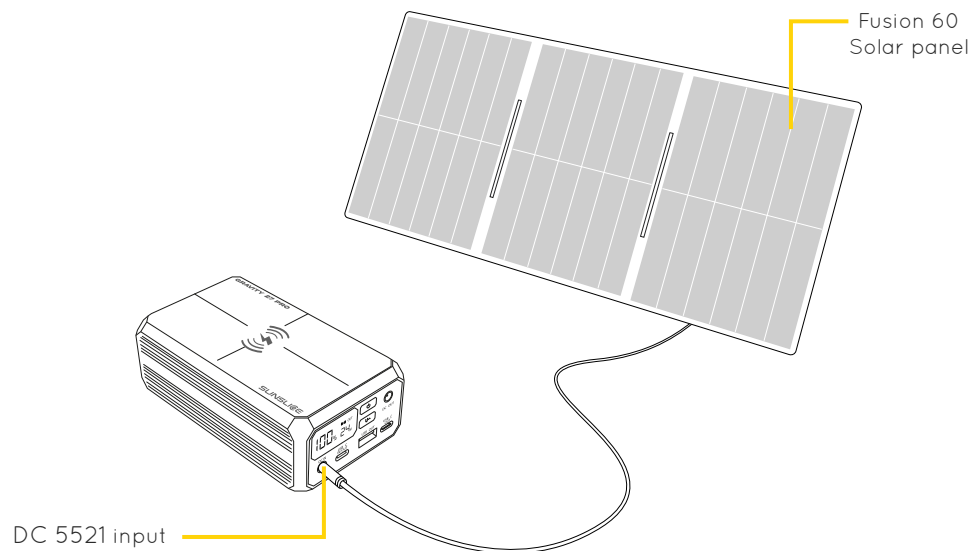
Adapter : depending on the adapter, the Gravity 27 Pro will charge quickly or slowly. Visit our website to choose the best adapter. (not included)



Use the included USB-C to USB-C cable with a PD-capable wall charger for optimal speed.


If you're unsure whether your adapter supports PD (Power Delivery), refer to its specifications or visit sunslice-solar.com.

With a Sunslice solar panel



You can charge the Gravity 27 Pro with A 12-24V DC input (MPPT-enabled) from compatible solar panels. The Gravity 27 Pro supports direct solar charging via the DC5521 input with MPPT.

MPPT ensures efficient charging even in changing sunlight. **Avoid shadows and disconnect when not in use.**



For the best results

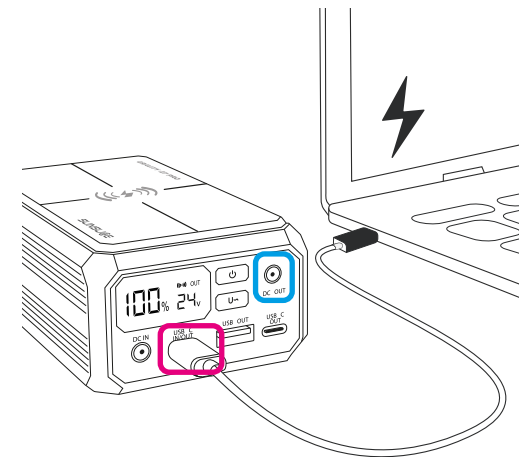
- ▶ Use the Fusion 60, Fusion 100 or Fusion Flex 24 & 48 using the DC5521 port.
- ▶ Place the unit in direct sunlight
- ▶ Use the provided DC5521 cable or an equivalent one.

CHARGE YOUR DEVICE

Charge your laptops / tablets

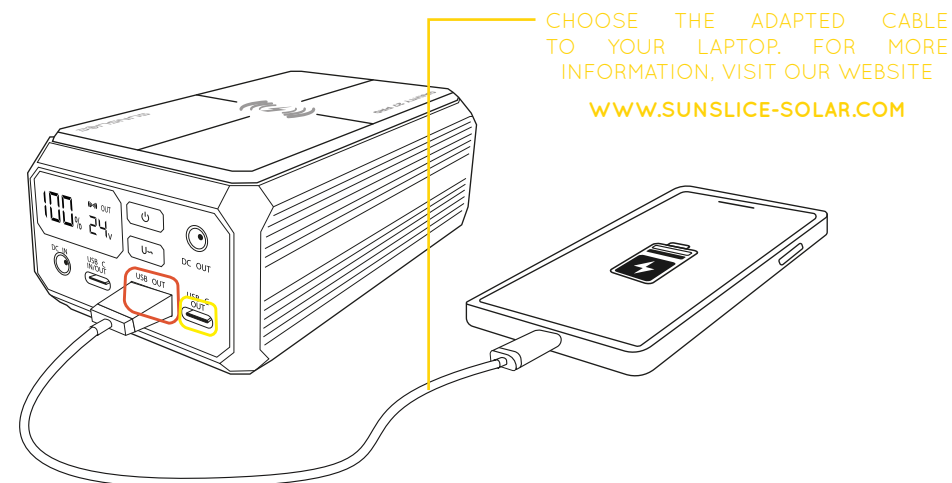
To charge your laptop/ tablet use an adapted USB-C to USB-C cable and connect it to the **USB-C1** (PD 100W) output of the Gravity and to the USB-C input of your laptop. Or you can use the **DC5521** output to recharge your laptop.

***Please note the Gravity can also charge other laptops with an adapted cable. To choose the right cable, please visit our website.

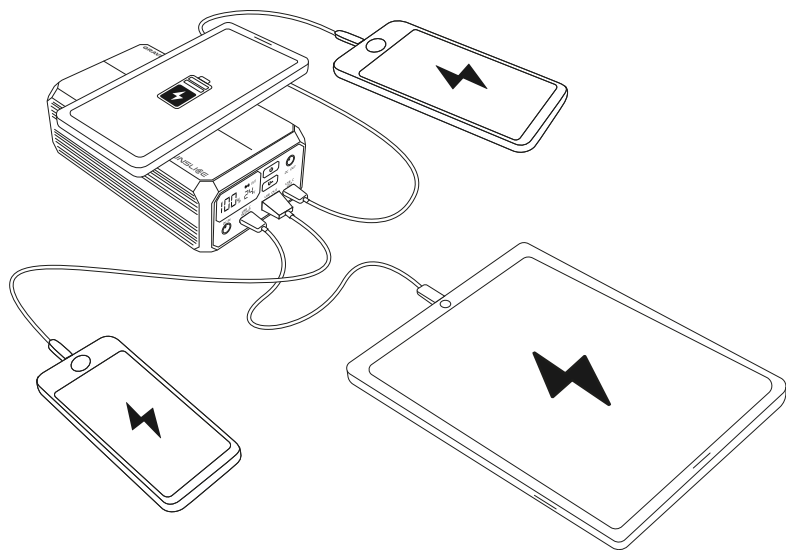


Charge your smartphones / accessories

You can charge your smartphone using any of the following options: the **USB-C1** port, **USB-C2** port, the **USB-A QC3.0** port, or the built-in **wireless charging pad**.

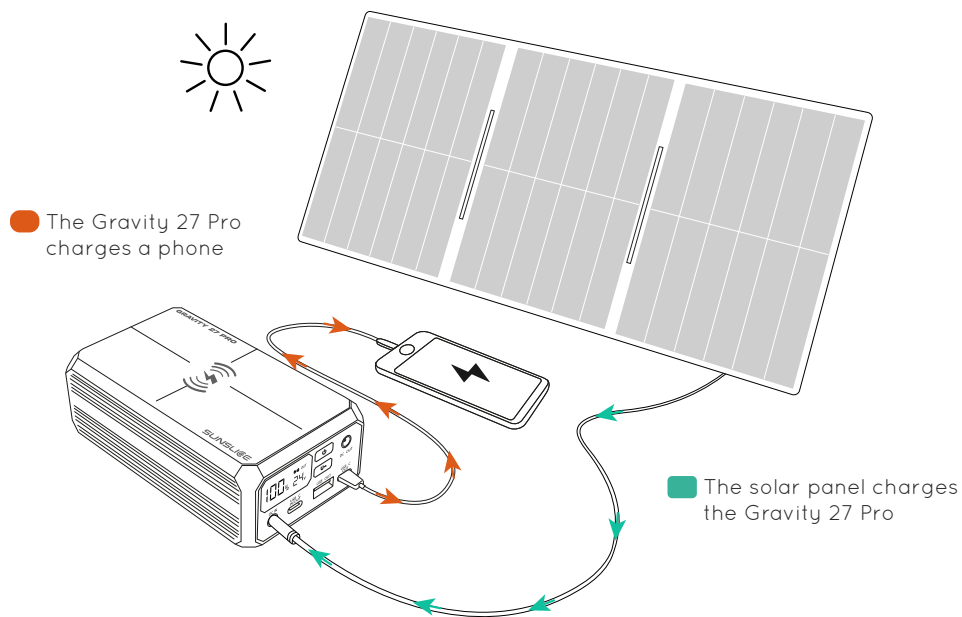


Multiple Devices



You can charge up to **5** devices simultaneously. The LCD screen will show power usage and battery level. Always use cables rated for your device's voltage and current needs.

PASS-THROUGH CHARGING



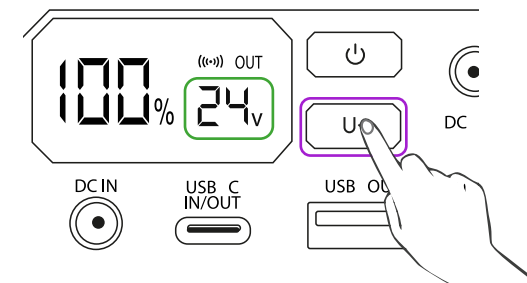
The Gravity 27 Pro supports pass-through charging.

This means it can charge your devices while being charged itself (e.g. via solar or USB-C input).

Charging speed may reduce slightly during pass-through use.

ADJUSTABLE VOLTAGE OUTPUT

1. Long press the **voltage button**.
2. Short press the **button** to select the desired voltage.
3. Wait **5 seconds** for the screen to stop blinking. **Voltage** will be selected and locked.



OUR WARRANTIES

PREMIUM QUALITY

We select the finest materials to ensure a high quality and durability for all of our products.

PROTECTION CIRCUIT

The Sunslice Gravity is equipped with a voltage stabilizing circuit to avoid damaging your devices.

2 YEARS WARRANTY

The Gravity has a 2 year warranty. In case something goes wrong, please contact us directly by email at :

service@sunslice-solar.com

Before contacting us, please have a look at our FAQ at :

www.sunslice-solar.com/apps/help-center

PRECAUTIONS

- If the Gravity 27 Pro does not charge your laptop or device, please read this user manual again, disconnect everything and try again. If the problem lasts, please contact us.
- Do not puncture, throw, drop, bend or modify your Sunslic Gravity.
- Do not leave the Sunslic Gravity 27 Pro out in the rain, keep away from water. Do not expose the Gravity to fire or excessive heat.
- Do not short-circuit the battery with lead or any metal objects.
- Keep the battery ports free from dust, lint, etc that may prevent proper connections.
- Please recharge Gravity at least once every 3 months and store it ~ 80% charged. The battery may discharge slowly and become damaged over time, otherwise.
- Do not use excessive force when connecting or disconnecting cables to/from the Gravity 27 Pro.
- Do not disassemble the charger or change its structure in any way.
- Stop using the Sunslic Gravity 27 Pro if it generates unusual smell, heating, distortion or any other abnormality.
- Keep away from children.

**You are welcome on our website to learn more
about our products.**

www.sunslice-solar.com

Sunslice SRL
Chemin du Cyclotron 6,
1348 Louvain-la-Neuve, Belgique

