

VENTILATION CUSTOM INSERT (36"/48"/54")

VCIN36JP / VCIN48JP / VCIN54JP

INSTALLATION OPTIONS

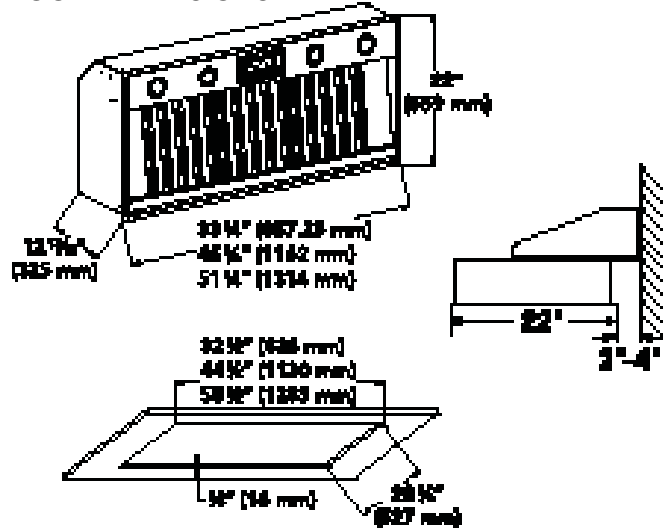
Thermador Custom Hood Inserts within custom hood applications create a seamless design with wall or island applications.

Thermador Professional Series Custom Hood Inserts may be installed above a Thermador Professional Cooktop or Range to create a convenient cooking center. Refer to the appropriate section for additional specifications.

Hood installation height above a cooktop can vary. Professional Rangetops and Ranges require that minimum distances be maintained from the cooking surface to combustible materials (i.e. a wood covering around the insert). These minimum distances range from 30" to 36" and can vary from product to product and by manufacturer. Refer to the installation manual of the rangetop or range prior to the design and installation of the custom hood insert.

These hoods are designed to be used for vertical discharge. A blower must be purchased separately.

HOOD DIMENSIONS



BLOWER OPTIONS (for VCIN__JP)

REMOTE

VTR630D – 600 CFM	Use RFPLT600 in roof-mount applications
VTR1030D – 1000 CFM	Use RFPLT1000 in roof-mount applications
VTR1330E – 1300 CFM	Use RFPLT1000 in roof-mount applications

INLINE

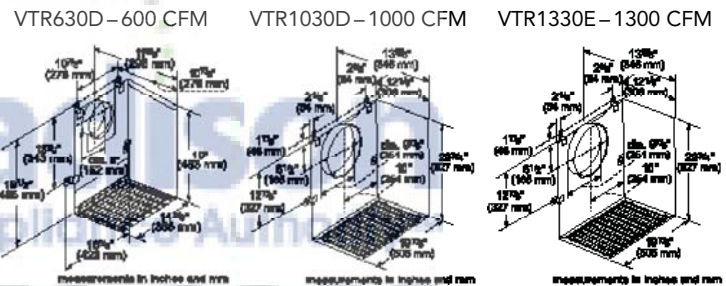
VTI610D – 600 CFM
VTI1010D – 1000 CFM

INTEGRATED

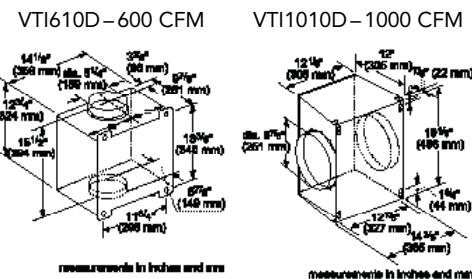
VTN630C – 600 CFM

See page 177 for further details.

REMOTE (Mounted to roof or external wall)

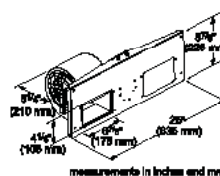


INLINE (Mounted between kitchen and external wall)



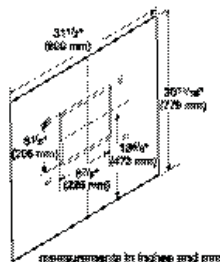
INTEGRATED (Mounted on hood)

VTN630C – 600 CFM



REMOTE BLOWER ACCESSORIES

RFPLT600
For use with Remote
Blower VTR630D



RFPLT1000
For use with Remote
Blowers VTR1030D
and VTR1330E

