

EN



# OBDeleven<sup>TM</sup>

## USER MANUAL

PMN: OBDeleven Gen2

**An innovative smart diagnostic tool for  
monitoring and customizing your vehicle.**

Officially licensed by Volkswagen AG  
Worldwide and BMW North America

## IMPORTANT SAFETY INSTRUCTIONS



- Do not disassemble the device! Any changes or modifications could void the warranty and user's authority to operate this equipment.
- All wireless data transferring devices produce interference that may affect other devices which are placed nearby.
- Do not use OBDeleven if it distracts driver or causes inconvenience due to OBD II placement. Device must not interfere with driving or driver.
- Please consult representatives of your vehicle model regarding OBD II location on your vehicle. In case you are not sure of proper connection, please consult qualified personnel.

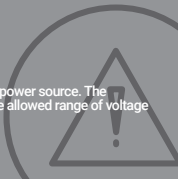
## IMPORTANT SAFETY INSTRUCTIONS

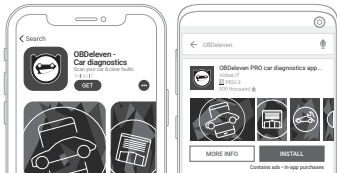


- The device is susceptible to water and humidity.

## ATTENTION!

- The device uses SELV limited power source. The nominal voltage is 12 V DC. The allowed range of voltage is 9–16v DC.





Download application from **App Store**, **Google Play**, or **Huawei AppGallery**.



Available on the  
**App Store**



GET IT ON  
**Google Play**



EXPLORE IT ON  
**AppGallery**



 E-mail

 Password

[Forgot password?](#)

LOGIN

OR

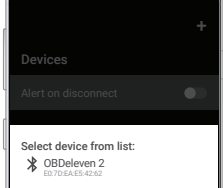


## QUICK START

- Plug the device into the **OBD II** port.
- Turn on the ignition or start the engine.

## ACCOUNT

- Create an account with **Facebook**, **Twitter**, **Apple** or sign up with **e-mail**.
- If you already have an account enter your details. Your PRO license and credits will be added automatically.



## ADD DEVICE AND CONNECT YOUR CAR

- Go to **Settings** (Android, Huawei) or **Other** (iOS)
- Select Devices
- Press **+** icon
- Select the **OBDeleven 2** option from the list.
- Press **Connect** from home screen.
- Create **6 digit** device password.

### Bonus

Select bonuses you would like to add to this account:

- ☐ OBDeleven PRO subscription
- ☐ 200 Bonus credits

OK

## ADD SUBSCRIPTIONS AND CREDITS TO YOUR ACCOUNT

Select which items you want to use on the connected OBDeleven **account**.

Or if you have purchased PRO or Ultimate subscription, redeem your subscription code (which you received into your email) in the Dashboard ([app.obdeleven.com](http://app.obdeleven.com))

## COMPATIBILITY

OBDeleven fully supports diagnostic, programming and coding functions for all supported vehicles.

To check full list of supported vehicles, go to <https://obdeleven.com/supported-vehicles> or check "Supported vehicles" section in OBDeleven application.

## REQUIREMENTS

- **iOS 11** or newer supported phones/tablets
- **Android 5.0** or newer phones/tablets
- **Huawei X.X** or newer phones/tablets





## **OBDeleven SPECIFICATIONS**

### **Size**

41 x 33 x 24 mm

### **Weight**

25 g

### **Idle Power Consumption / Max Power Consumption**

0.42 W / 0.54 W

### **Input Current**

45 mA

### **Input Voltage**

12 V

### **Bluetooth**

5.2

### **Colour**

Black

### **Frequency support**

2402-2480MHz for BLE



## TROUBLESHOOTING TIPS

You can access this and other important information via our help platform:

**<https://obdeleven.com/en/faqs>**

or please contact **[support@obdeleven.com](mailto:support@obdeleven.com)**

For detailed information about Warranty please visit:

**<https://obdeleven.com/warranty>**



## RETURN POLICY

- We are accepting 14 days return policy. Item must be returned in original package and without marks of use.
- Hardware or accessories, purchased online, may be opened for the purpose of inspection (but not used) and may be returned for refund or exchange within 14 days of the dispatch date.
- Virtual items as PRO version activation or Credits can't be returned for refund.
- We are unable to refund postage and packaging costs incurred for returning unwanted products for international or Lithuanian orders.
- Items bought as part of a bundle (including PRO license or credits, hardware and software packs) if returned digital content used, will result in the full price being charged for other items in the bundle. Your refund will be adjusted accordingly.
- If returning hardware, it must contain all the components.

## WARRANTY

Voltas IT guarantees its products to be free of any manufacturing defects for a period of 24 months. If a product should fail within this specific warranty time, the product can be:

- Repaired
- Replaced with a new product

This warranty does not apply to Products you purchased from unauthorized resellers, or where instructions for use or activation of the Product are not complied with or where Product is damaged as a result of abuse, accident, modification or other causes beyond our reasonable control. Any replacement product will be warranted for the remainder of original warranty period or 90 calendar days, whichever is longer.

## HOW TO SUBMIT A WARRANTY CLAIM

To obtain warranty service, contact us via our help platform:  
<https://obdeleven.com/faqs/help>.

Instructions will follow on how to submit your claim.

- You will be responsible for securely packaging the Hardware and including the requested information, such as account verification information.
- You are also responsible for all shipping and handling charges, in addition to any applicable customs duties, VAT or other associated taxes or charges when returning the Hardware.
- Hardware for which Voltas IT cannot reproduce the claimed defect or for which your purchase cannot be verified will be rejected.

For more detailed information about Warranty please visit:  
<https://obdeleven.com/warranty>

## FCC Statement

This equipment has been tested and found to comply with the limits for a Class B digital device, pursuant to part 15 of the FCC Rules. These limits are designed to provide reasonable protection against harmful interference in a residential installation. This equipment generates, uses and can radiate radio frequency energy and, if not installed and used in accordance with the instructions, may cause harmful interference to radio communications. However, there is no guarantee that interference will not occur in a particular installation. If this equipment does cause harmful interference to radio or television reception, which can be determined by turning the equipment off and on, the user is encouraged to try to correct the interference by one or more of the following measures:

- Reorient or relocate the receiving antenna.
- Increase the separation between the equipment and receiver.
- Connect the equipment into an outlet on a circuit different from that to which the receiver is connected.

•Consult the dealer or an experienced radio/TV technician for help.  
Caution: Any changes or modifications to this device not explicitly approved by manufacturer could void your authority to operate this equipment.

This device complies with part 15 of the FCC Rules. Operation is subject to the following two conditions: (1) This device may not cause harmful interference, and (2) this device must accept any interference received, including interference that may cause undesired operation.

#### ISED Statement

English: This device contains licence-exempt transmitter(s)/receiver(s) that comply with Innovation, Science and Economic Development Canada's licence-exempt RSS(s). Operation is subject to the following two conditions:

- (1) This device may not cause interference.
- (2) This device must accept any interference, including interference that may cause undesired operation of the device.

The digital apparatus complies with Canadian CAN ICES-3 (B)/NMB-3(B).

French: Cet appareil contient des émetteurs/récepteurs exempts de licence qui sont conformes aux RSS exemptés de licence d'Innovation, Sciences et Développement économique Canada.

L'exploitation est soumise aux deux conditions suivantes :

- (1) Cet appareil ne doit pas provoquer d'interférences.
- (2) Cet appareil doit accepter toute interférence, y compris les interférences susceptibles de provoquer un fonctionnement indésirable de l'appareil.

l'appareil numérique du ciem conforme canadien peut - 3 (b) / nmb - 3 (b).

This device meets the exemption from the routine evaluation limits in section 2.5 of RSS 102 and compliance with RSS 102 RF exposure, users can obtain Canadian information on RF exposure and compliance.

cet appareil est conforme à l'exemption des limites d'évaluation courante dans la section 2.5 du cnr - 102 et conformité avec rss 102 de l'exposition aux rf, les utilisateurs peuvent obtenir des données canadiennes sur l'exposition aux champs rf et la conformité.



This equipment complies with Canada radiation exposure limits set forth for an uncontrolled environment.

Cet équipement est conforme aux limites d'exposition aux rayonnements du Canada établies pour un environnement non contrôlé.

This equipment should be installed and operated with minimum distance 20cm between the radiator & your body.

Cet équipement doit être installé et utilisé à une distance minimale de 20 cm entre le radiateur et votre corps.

A stylized, dark gray silhouette of a car is positioned diagonally across the center of the image. The car is facing towards the upper right. It has two wheels with five-spoke hubcaps. The background is a light gray circle with a darker gray border.

# VOLTAS *IT*

Manufacturer: Voltas IT, LLC  
Developed by Voltas IT, LLC in Lithuania,  
assembled in Lithuania.

Trademark OBDeleven and Voltas IT, LLC. All rights reserved.

