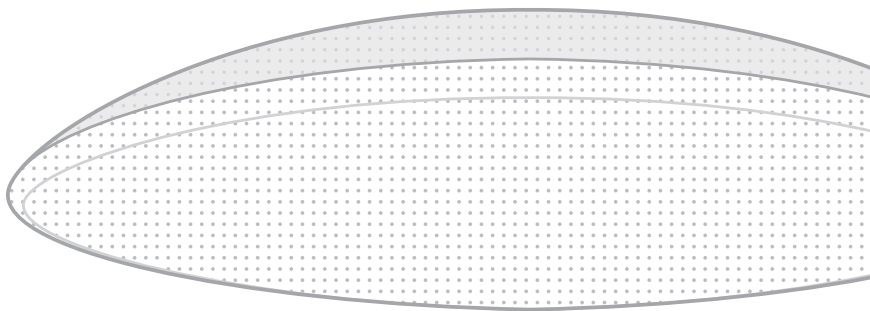


# Zeppelin

## Quick Start Guide



Bowers & Wilkins

**Set-up could not be easier:** just download the App using the link below and follow the instructions.

The App combines your chosen music-streaming services into one easy-to-use interface. Find your favourite music by artist, album or playlist and stream directly from each provider for high-fidelity sound. Alternatively, personalised recommendations help you discover new artists and genres based on your current tastes. The App will also guide you through setting up the Amazon Alexa voice AI.

---

**La configuration ne peut pas être plus simple :** il suffit de télécharger l'application en utilisant le lien ci-dessous et de suivre les instructions.

**La configuración no podría ser más fácil:** basta con que descargue la App utilizando el enlace que figura a continuación y siga las instrucciones.

**Das Setup könnte nicht einfacher sein:** Laden Sie sich einfach die App mit Hilfe des Links herunter und folgen Sie den Anweisungen.

**La configurazione non potrebbe essere più semplice:** scarica l'app usando il link sotto e segui le istruzioni.

**セットアップ簡単です。**以下のリンクを使用してアプリをダウンロードし、指示に従ってください。

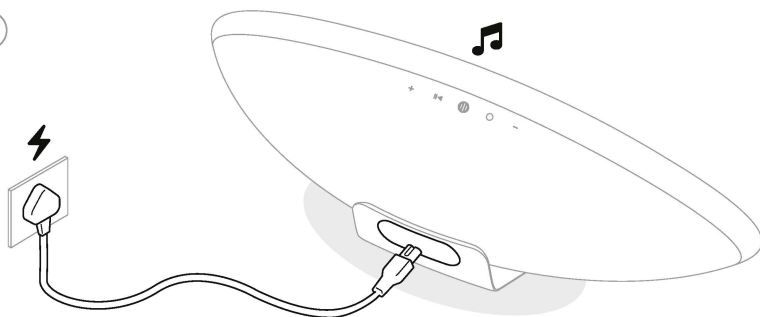
**设置便捷:** 只需扫描二维码下载应用程序，并按照说明操作即可。



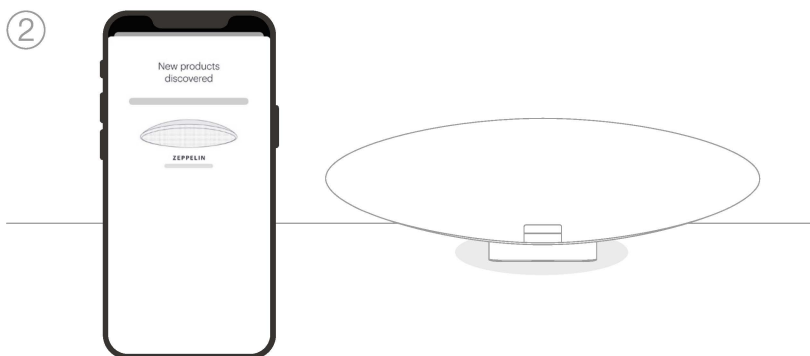
[bowerswilkins.com/downloadapp](https://bowerswilkins.com/downloadapp)



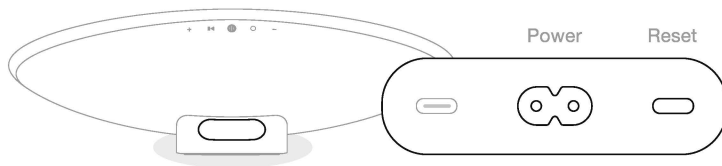
①



②



Multifunction



**Multifunction** - Multifunction / Multifunktionstaste / Multifunción / Multifunzione / 多功能的 / 多機能

**Power** - Secteur / Netzeingang / Alimentación / Presa alimentazione / 电源 / 電源

**Reset** - Réinitialisation / Reset / Reinicialización / Ripristino / 重启 / リセット

**Spotify Connect:** Use your phone, tablet or computer as a remote control for Spotify. Go to [spotify.com/connect](https://spotify.com/connect) to learn how.



Utilisez votre téléphone, votre tablette ou votre ordinateur comme télécommande pour contrôler Spotify. Rendez vous à [spotify.com/connect](https://spotify.com/connect) pour savoir comment faire.

Utilice su teléfono móvil, tableta u ordenador como un mando a distancia para Spotify. Para saber cómo hacerlo, diríjase a [spotify.com/connect](https://spotify.com/connect).

Nutzen Sie Ihr Handy, Tablet oder Ihren Computer als Fernbedienung für Spotify. Eine entsprechende Anleitung finden sie unter [spotify.com/connect](https://spotify.com/connect).

Utilizzare il proprio smartphone, tablet o computer come telecomando per Spotify. Dettagliate istruzioni sono reperibili alla pagina [spotify.com/it/connect](https://spotify.com/it/connect).

スマートフォンやタブレット、コンピューターを、Spotifyのリモートコントロールとして使います。詳細は [spotify.com/connect](https://spotify.com/connect) をご覧ください。

使用手机、平板电脑或电脑作为Spotify的遥控。请访问[spotify.com/connect](https://spotify.com/connect)了解如何使用。

B&W Group Ltd  
Dale Road  
Worthing West Sussex  
BN11 2BH England

EU Importer:  
Bowers & Wilkins  
Beemdstraat 11  
5653 MA Eindhoven  
The Netherlands

Copyright © B&W Group Ltd. E&OE

Spotify Connect availability may depend on your region, please check [www.spotify.com](https://www.spotify.com) for more details. Apple and the Apple logo are trademarks of Apple Inc @., registered in the U.S. and other countries. App Store is a service mark of Apple Inc., registered in the U.S. and other countries. Use of the Works with Apple badge means that an accessory has been designed to work specifically with the technology identified in the badge and has been certified by the developer to meet Apple performance standards. Google Play and the Google Play logo are trademarks of Google LLC. Android is a trademark of Google LLC. Amazon, Alexa and all related logos are trademarks of Amazon.com, Inc. or its affiliates.

II15504 / 5



Pour en savoir plus :  
[www.quefairedemesdechets.fr](https://www.quefairedemesdechets.fr)





# THE BEAUTY OF SOUND

INTRODUCING  
THE NEW ZEPPELIN

TECHNICAL INFORMATION



Technical Features

Bowers & Wilkins Music App  
(with Deezer, Qobuz and TIDAL support)  
Apple AirPlay 2  
Spotify Connect  
Bluetooth In  
Digital Signal Processing  
Dynamic EQ

Bluetooth

5.0

Bluetooth Codecs

aptX™ Adaptive  
AAC  
SBC



AirPlay 2 Compatibility

iPhone, iPad, and iPod touch with iOS 11.4 or later, Apple TV 4K or Apple TV (4th Generation) with tv OS 11.4 or later, Mac or PC with iTunes 12.8 or later

Amplifier Power Output

240W

Drive Units

HF 2x 25mm (1”) double dome tweeters  
MF 2x 90mm (3 ½”) FST midrange  
LF 1x 150mm (6”) subwoofer

Frequency Response

35Hz to 24kHz

Dimensions

210mm (h) x 650mm (w) x 194mm (d)

Weight

6.5kg

Connections

USB–C – Service Only

Input Voltage

100V – 240V, 50/60Hz

Power Consumption

Below 2 Watts (Sleep)



# Zeppelin Safety & Warranty

Bowers & Wilkins



## English – Important safety instructions

### Explanation of Graphical Symbols




**CAUTION:** To reduce the risk of electrical shock, do not dismantle the apparatus. There are no user serviceable parts inside. Refer servicing to qualified personnel.



The lightning flash within an equilateral triangle is intended to alert you to the presence of uninsulated dangerous voltage within the product's enclosure that may be of sufficient magnitude to constitute an electrical shock to persons.



The exclamation point within an equilateral triangle is intended to alert you to the presence of important operating and maintenance (servicing) instructions in the literature accompanying the apparatus.

- 1 Read these instructions.
- 2 Keep these instructions.
- 3 Heed all warnings.
- 4 Follow all instructions.
- 5 Do not use this apparatus near water. The apparatus shall not be exposed to dripping or splashing and that no objects filled with liquids, such as vases, shall be placed on the apparatus.
- 6 Clean only with a dry cloth.
- 7 Do not block any ventilation openings. Install in accordance with the manufacturer's instructions.
- 8 Do not install near any heat sources such as radiators, heat registers, stoves or other apparatus (including amplifiers) that produce heat.
- 9 Do not defeat the safety purpose of the polarised or grounding-type plug. A polarised plug has two blades with one wider than the other. A grounding-type plug has two blades and a third grounding prong. The wide blade or the third prong are provided for your safety. If the provided plug does not fit into your outlet, consult an electrician for replacement of the obsolete outlet.
- 10 Protect the power cord from being walked on or pinched, particularly at plugs, convenience receptacles, and the point where they exit from the apparatus.
- 11 Only use attachments/accessories specified by the manufacturer.
- 12  Use only with the cart, stand, tripod, bracket or table specified by the manufacturer or sold with the apparatus. When a cart is used, use caution when moving the cart/apparatus combination to avoid injury from tip-over.
- 13 Unplug the apparatus during lightning storms or when unused for long periods of time.
- 14 Refer all servicing to qualified personnel. Servicing is required when the apparatus has been damaged in any way, such as power supply cord or plug is damaged, liquid has been spilled or objects have fallen into the apparatus, the apparatus has been exposed to rain or moisture, does not operate normally, or has been dropped.
- 15 In cases where the apparatus is not provided with a switch to disconnect it from the AC mains power supply, disconnect the apparatus fully by switching off the mains wall outlet or removing the power plug from the receptacle. The mains power outlet and plug must remain accessible at all times. *Note: A standby switch does not disconnect the apparatus from the power supply.*
- 16  Replace fuses only with the same or equivalent type and specification as marked on the apparatus.
- 17 Apparatus with Class I construction must only be connected to a power outlet having a protective earthing (grounding) connection. Apparatus marked with the double insulated symbol  does not require an earthing connection.
- 18 Some products are intended for sale in more than one country and are supplied with more than one power cable. Use only the type applicable to your location.
- 19 Some products are extremely heavy. Have regard to this and always adopt the correct posture when lifting. Wear protective gloves and, if necessary, two or more people should be used to lift the product.
- 20 Before handling the product, remove rings, bracelets and any other adornments that might damage the surfaces.
- 21 Loudspeaker drive units produce stray magnetic fields. Do not place any article that may be damaged by such a magnetic field (audio and video tapes, credit and other swipe cards and the like) within 0.5m (2 feet) of the apparatus. The magnetic field will cause distortion of pictures on cathode ray televisions and computer monitors. Plasma, LED and OLED screens are not affected.
- 22 This product is only designed to work at an ambient temperature of up to 45°C.
- 23 No naked flame sources, such as lighted candles, should be placed on the apparatus.
- 24 Where the MAINS plug or an appliance coupler is used as the disconnect device, the disconnect device shall remain readily operable.

## Warranty

Bowers & Wilkins products are designed and manufactured to the highest quality standards. However, if something does go wrong with the product, B&W Group Ltd. and its national distributors warrant free of charge labour (exclusions may apply) and replacement parts in any country served by an official Bowers & Wilkins distributor.

This warranty complements any national or regional legal obligations of dealers or national distributors and does not affect your statutory rights as a customer. Some regional legal obligations outside the control of B&W Group Ltd. may reduce the scope or time of the terms outlined below. In particular:

- Special warranty terms apply in the Russian Federation.
- Specific import regulations apply in Brazil.
- See reverse of document for specific warranty instructions that apply in Australia.

Please contact the relevant national distributor for details.

### Terms and Conditions

This warranty:

- 1 is valid only for products purchased from an authorised Bowers & Wilkins retailer or dealer.
- 2 is valid from the date of purchase for a period of five years for passive loudspeakers and two years for powered loudspeakers, electronics and headphones, except that exclusions apply in certain countries in line with national law. Please consult the Bowers & Wilkins distributor in your country for detailed information.
- 3 is limited to the repair of the equipment. Neither transportation, nor any other costs, nor any risk for removal, transportation and installation of products is covered by this warranty.
- 4 is only valid for the original owner. It is not transferable.
- 5 will not be applicable in cases other than defects in materials and/or workmanship at the time of purchase and will not be applicable:
  - a for deterioration of component parts, the nature of which is to become worn or depleted with use, such as batteries and headphone ear pads.
  - b for any interoperability issues with third party products; unless we explicitly specify this intent,
  - c for damages caused by incorrect installation, connection or packing,
  - d for damages caused by any use other than correct use described in the user manual, negligence, modifications, or use of parts that are not made or authorised by B&W Group Ltd.,
  - e for damages caused by faulty or unsuitable ancillary equipment,
  - f for damages caused by accidents, lightning, water, fire heat, war, public disturbances or any other cause beyond the reasonable control of B&W Group Ltd. and its appointed distributors,
  - g for products whose serial number has been altered, deleted, removed or made illegible,
  - h if repairs or modifications have been executed by an unauthorised person.

### How to claim repairs under warranty

Should you have any concerns regarding the performance of your product, please use the following procedure:

- 1 You can find all contact details by clicking on 'Contact Bowers & Wilkins' at the bottom of the home page of our web site and selecting the appropriate country.
- 2 Our representative will discuss your concerns. If it is found necessary to return the product for repair, you may be given a Return Merchandise Authorisation. You should not return the product without this authorisation, if given.

To validate your warranty, you will need to produce the original sales invoice or other proof of ownership and date of purchase.

### Environmental Information

This product complies with international directives, including but not limited to:

- i. the Restriction of Hazardous Substances (RoHS) in electrical and electronic equipment,
- ii. the Registration, Evaluation, Authorisation and restriction of Chemicals (REACH)
- iii. the disposal of Waste Electrical and Electronic Equipment (WEEE).

Consult your local waste disposal authority for guidance on how properly to recycle or dispose of this product.



## Australia – Warranty

Subject to the following terms, Bowers & Wilkins Australia Pty Ltd. will repair or replace any part of any eligible Bowers & Wilkins product that is defective within the warranty period indicated in the table below or refund you the cost of the replacement. The benefits to a consumer given by this warranty are in addition to other rights and remedies of the consumer under a law in relation to the goods or services to which the warranty relates.

### Eligibility

To claim the benefit of this warranty you must:

- 1 Be the original purchaser of a genuine Bowers & Wilkins product (this warranty is not transferable)
- 2 Produce proof of your purchase
- 3 This warranty is limited to defects that arise;
  - a in the course of normal domestic installation and use and
  - b within the warranty period identified for the product in the table below, commencing on the date of original purchase.
- 4 This warranty excludes;
  - a defects arising from misuse, accident, neglect or improper care, fluctuation in electrical current, incorrect or failed software upgrade, damage or malfunction from incorrect assembly or installation, defects from alteration or modification, unauthorised service or repair;
  - b appearance items such as cabinetry marks or damage;
  - c products on which the serial number has been defaced or removed; and
  - d claims made later than 21 days after the defect first appears.
- 5 Note: In making a claim under this warranty, you agree that if, following receipt of your claim under this warranty, Bowers & Wilkins or its authorised service centre determine that your claim in respect of a product is invalid or you have provided false, inaccurate or misleading information with your claim, Bowers & Wilkins or its authorised service centre may charge you for any labour, parts or transport costs incurred.

### How to Claim

In order to make a claim under this warranty, take the following steps:

- 1 Attach your proof of purchase document(s) to the adjacent card and complete the details.
- 2 Contact Bowers & Wilkins by telephone or email (contact details below)
- 3 Deliver the product(s) the subject of your claim to the Authorised Service Centre nominated by Bowers & Wilkins. Details of the Authorised Services Centres are available at the below address
- 4 You must bear any expense you incur in claiming this warranty.

Notice: Our goods come with guarantees that cannot be excluded under the Australian Consumer Law. You are entitled to a replacement or refund for a major failure and compensation for any other reasonably foreseeable loss or damage. You are also entitled to have the goods repaired or replaced if the goods fail to be of acceptable quality and the failure does not amount to a major failure.

Brand	Category	Warranty Period
Bowers & Wilkins	Passive Loudspeakers	5 Years
	Active Loudspeakers (including subwoofer and Wireless Music Systems)	2 Years
	Headphones	2 Years
	Accessories	1 Year

### Bowers & Wilkins Australia Pty Ltd.

Suite 303, 754 Pacific Highway, Chatswood,  
2067 New South Wales, Australia  
Tel: +61 (2) 9196 8990  
info-au@bowerswilkins.com



Make:

Date of Purchase:

Bowers & Wilkins

Model No.:

Where Purchased:

Serial No.:

Model: Zeppelin  
Part Number: FP41947  
Serial Number: 2136-0001762  
MAC Address: B0:67:2F:35:DC:0F



LL35181 / 3

B&W Group Ltd  
Dale Road  
Worthing West Sussex  
BN11 2BH England

EU Importer:  
Bowers & Wilkins  
Beemdstraat 11  
5653 MA Eindhoven  
The Netherlands

Copyright © B&W Group Ltd. E&OE



Pour en savoir plus :  
[www.quefairedemesdechets.fr](http://www.quefairedemesdechets.fr)

