


### USER MANUAL



## Thank you for your purchase!

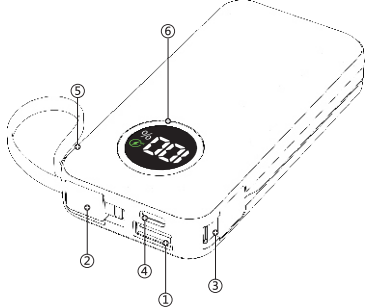
**Dear buyer,**  
Thank you for your purchase! As a reliable seller, I am committed to providing products and services which make all customers satisfied! Hence, I sincerely hope that such shopping experience can give you a happy memory. Although your satisfaction is our purpose, some unforeseen circumstances may occur inevitably. Contact us immediately if you aren't satisfied with our products, you want to offer any suggestions, or you have other requirements on our services. We promise to try our best to offer a satisfied solution as soon as possible.  
All the very best wishes to you.  
A sincere seller.

I-01 EN

**■Schematic:**  
①Output(USB-A)  
③Input(Type-C port)

②Output Cable(Lightning)  
④Switch button

③Output Cable(Type-C)  
⑥LED display




**■Power Bank Parameter:**

- Model No.: i6 Pro
- Battery Cell Type: Rechargeable Polymer Li-Ion Cell
- Input (Type-C port): 5V/3A; 9V/2A; Type-C Port only input (PD18W)
- Output (USB-A): 5V/3A; 9V/2A; 12V/1.5A; 15V/2A; 20V/1.5A; (PD30W)
- Output (Type-C Cable output): 5V/3A; 9V/3A; 12V/2.5A; 15V/2A; 20V/1.5A; (PD30W)
- Output (Lightning Cable output): 5V/3A; 9V/2A; 12V/1.5A;
- Charging Time: About 3 hours(Use PD30Wh adapter)
- Working Temperature: 0°C-50°C
- Product Size: (L)108×(W)53×(H)28(mm)
- Product Weight: ≈187.5g

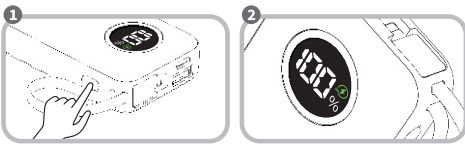
I-02 EN

**■Instructions:**  
**1.Product turn on**  
This product has automatic detection and identification function, which can automatically identify the cell phone device so as to power on the output. If it cannot automatically identify the turn on, please press the "Switch Button" to start.

**2.LED display**  
Short press button once displays device power remaining, when the power bank works in the fast charging mode whether input or output, there is "Lightning" mark on the screen.



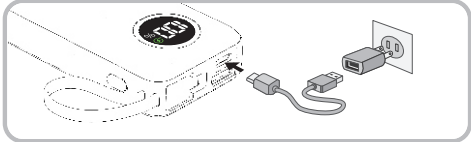
**3.Quick Charging**  
It takes 10-20 seconds for TYPE-C and USB identification devices to charge quickly.



I-03 EN

**4.Charge the power bank through power adapter**  
This power bank comes with one Type-C input port, connect with the phone power adapter, you can charge for this power bank by input port, LED screen numbers flashing, when full charged, the power display 100% and keep on.  
When the power bank is recharging rapidly, the "Lightning" mark will light up on the LED screen.

**⚠ Please Note:**  
If swells or liquid leakage phenomenon occurs during working, stop using it immediately.

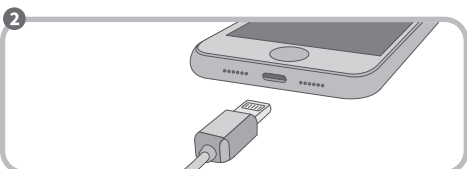
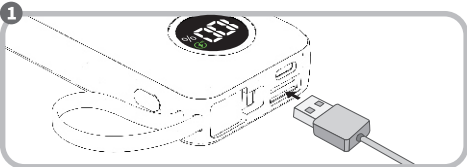


If the type-c cable of power bank, USB port and lightning cable are used to charge three mobile devices at the same time, it will lead to voltage drop, so it may not be able to maintain the highest power to maintain fast charging mode, which is normal. Charging 1 devices can maintain the highest power output.

I-04 EN

**5.Charge for cell phones, ipad and other digital products**  
The power bank has 1 USB and 1 Type-C and Lightning cable Output port , connect the digital product with any output port, it can charge for the digital product. During the charging process of the digital product, the LED display lights up. The "Lightning" sign lights up as long as the digital device is quickly charged. When the digital product is fully charged, please stop the power supply to the digital device, then the LED power Indicator off.

**⚠ Please Note:**  
When the power remaining is low, the power indicator flash for warning, the device can't output at this moment.



I-05 EN

**■Please Attention:**

- Full charge the product with your first time use;
- If swell, leakage, deformation, immerse in water, short circuit occurs, stop using immediately;
- Don't drop the device or use it in the high temperature, moist, strong magnetic environment;
- Please put the power bank on the place where kids can't reach;
- Don't leave the product on the car dashboard, the high temperature will damage the device cause by strong sunlight irradiation;
- Don't throw any debris in the input output ports, or it may cause damaged or short circuit;
- To avoid abnormalities in the use of this product, please use qualified or cell phone matching charging cable, power adapter and other accessories;
- Don't use the all-in-one cable to charge multi devices simultaneously, it may cause damage to the power bank;
- Please confirm whether your device input voltage is the same with the power bank's output voltage before charging;
- Over discharge may occur if long time lay aside, in order to not affect the performance, please full charge and discharge the power bank at least every 3 months.

**■Warning:**

- The device include Rechargeable Polymer Li-Ion Cell, don't disassemble the power bank's shell without permission, may cause the cell damaged or other danger;
- Don't disassemble, press, puncture or make it short circuit, don't throw into water, fire or exposed outside that above 60°C, to avoid catching fire and other danger;
- The device has over heat protection, it will stop working when the environment's temperature exceed the normal condition, you should put it in the normal environment, then restore it's output by short press the button.

I-06 EN