




AI Conference Speakerphone M4 Pro

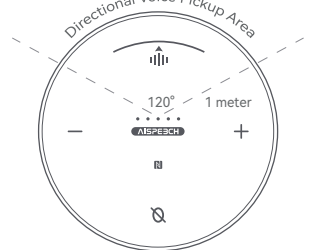
User Manual

Product introduction

AI Conference Speakerphone M4 Pro is a smart conference speaker with microphone integrating sound pickup & amplification, 360° sound pickup, noise reduction, etc., which is specialized for the office workers to solve the pain points of inaudible remote calls noisy environments, so that users can always enjoy a clear, stable and smooth remote calling experience everywhere.

Applicable for teleconference, online learning, media interview, business negotiation, etc.

M4 Pro supports 'Directional Voice Pickup' mode. Just press the “” button to enter this mode. In this mode, only speech within 120 degrees and 1 meter will be picked up.



1

Product introduction

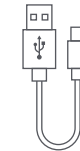
Accessories List



Speakerphone



User Manual

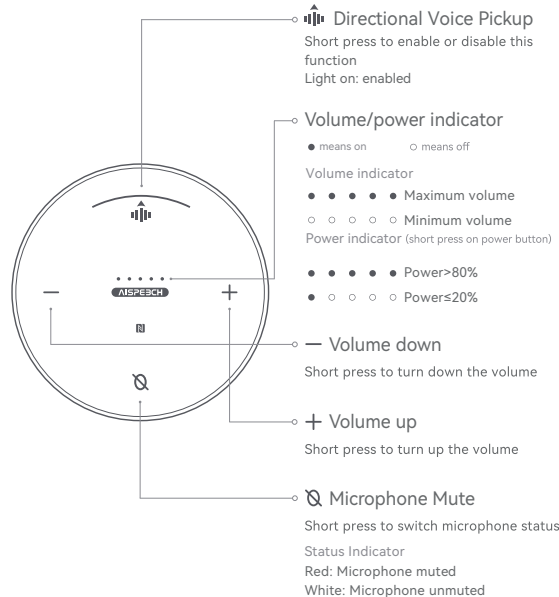


Data cable

2

Product introduction

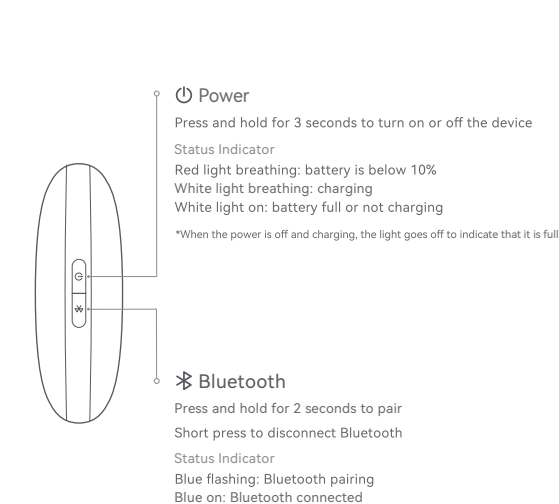
Buttons and indicator lights instructions



3

Product introduction

Buttons and indicator lights instructions



4

Instructions for use

1.Device connection

* **Method 1: USB connection**

- Connect the device to computer via type-C USB data cable and you will hear a prompt tone when connected.
- Choose “AIMIC-M4 Pro” as the input/output audio device in system setting or in the online meeting software.

* **Method 2: Bluetooth connection**

- Press the Bluetooth key for 2 seconds until the Bluetooth indicator flashes. Then open the phone or PC Bluetooth setting page, search the Bluetooth device “AIMIC-M4 Pro-****” (the last four figures of S/N) for pairing; Click to connect.
- If you have an Android phone that supports NFC, turn on the NFC of the phone, and touch the device's NFC area to connect to Bluetooth.

Tip: The current version does not support OTG data cable directly connected to the phone.

5

Instructions for use

2.Charging instructions

* **Charging**

- When connected to the computer using the USB cable the device will enter the charging mode.
- If you use a power adapter to charge, you should purchase a power adapter that is FCC/CE certified and meets the requirements of the standard.
- Notice: The device will not power off when charging.

Tip: Before using the device for the first time, it is recommended that charge at least 1 hour to ensure sufficient power.

6

Instructions for use

Product name	AI Conference Speakerphone M4 Pro
Product model	AIMIC-M4
Product dimensions	112.5mm x 112.5mm x 35.4mm
Bluetooth	Bluetooth V5.1
Voice Pickup Distance	4 meters
Microphone	4 omnidirectional microphones
Speaker	5W
Battery capacity	2000mAh
Charging	5V=2A Type-C port

7

Frequently Asked Questions

Questions	Suggestions
The volume is not synchronized when the device is connected to the phone by Bluetooth	1.Confirm whether the phone supports Bluetooth sound synchronization, some Android phones do not support volume synchronization. 2.Some phone needs to open volume setting permission in system settings.
When the device is connected to the phone by Bluetooth, the ringtone of phone calls doesn't come out from the device	1.Check whether the phone volume is turned on, or the volume is too low. 2.Check whether the device can speak normally. 3.Choose audio input/ output in the meeting software.
No sound when device is connected to Windows PC by Bluetooth	1.It is recommended that when playing music, select the speaker with the name "stereo" on your PC. 2.It is recommended to choose the speaker with the name "hand free" for the audio output speaker during the call or meeting.
No sound when device is connected to FaceTime/Zoom/Teams /Google Hangouts etc. by Bluetooth	1.Check whether the input/output of the call software are properly set to "AIMIC-M4 Pro". 2.Check whether the computer audio driver is normal it is recommended to restart the computer and try again.
No response when the device is connected to the computer using USB cable	1.Check whether the device is connected to phone, please disconnect the connection first, and then use the cable to connect the device. 2.Check whether the USB data cable is damaged. 3.Reboot the device and try again.

8

Brand Owner: AISpeech Technology Co., LTD.
Email: aimic_support@aispeech.com