



Stephen

60" x 32" Skirted Acrylic Air Bath

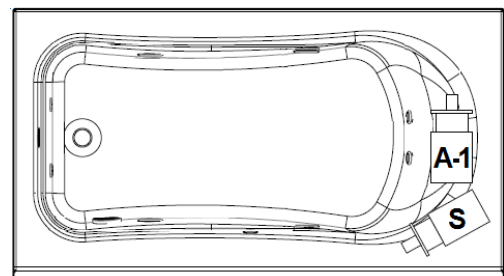
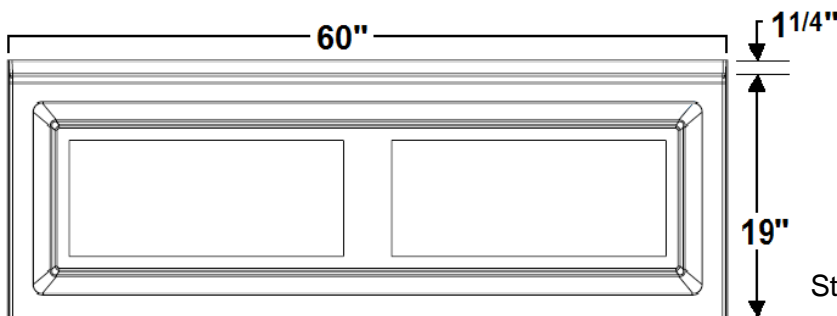
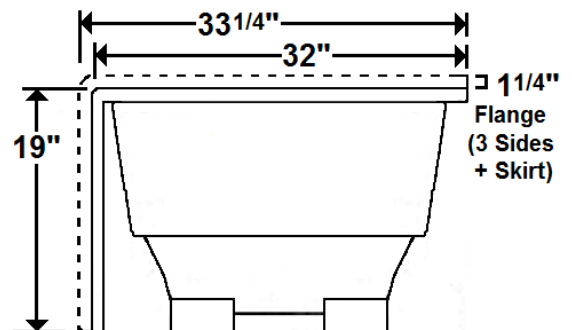
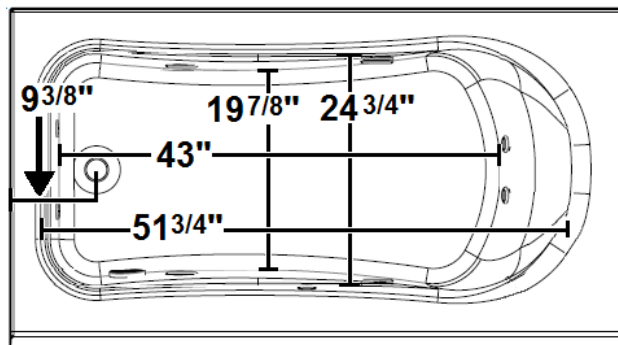
Model Number
6032STASR064
 Right Hand Drain Air Bath in White
6032STASL064
 Left Hand Drain Air Bath in White

Features

- 20 high output later air jets
- Color-matched trim
- 12 Amp variable speed blower
- Pillow included
- Constructed of high-gloss durable acrylic
- Automatic purge cycle with timer
- Heater available – LM305
- Mood light available – LM522
- Pre-leveled base for easy installation
- Made in the USA



All dimensions are +/- 1/2" and subject to change without notice
Confirm specifications before installation



Standard (S) & Alternate (A-1) Pump Locations
 Pump must be located at A-1 position when
 ordered w/ a heater

Technical Information

- Weight: 142 lbs.
- Water Depth to Overflow: 13 5/8"
- Operating Capacity: NA
- Water Capacity: 53 gal.
- Sump Dimension: 43" x 19 7/8"

Electrical Requirements.

- Standard Blower: 12 Amps
- (Optional) LM305 Heater: 12.5 Amps
- Dedicated GFCI's required for each option



Stephen

6032STASR064
Right Hand Drain Air Bath in White
6032STASL064
Left Hand Drain Air Bath in White

AVAILABLE OPTIONS

For current pricing, pictures, and descriptions of the Laurel Mountain options listed below, go to www.lowes.com. Enter the model number of the option into the search bar at the top right of the page next to the magnifying glass. For additional information, visit www.laurelmountainbath.com or call Laurel Mountain customer service at 800-930-0050.

Therapeutic

LM305 Inline Water Heater
LM301 Radiant Heat

LM522 Chromatherapy Mood Light
LM525 Music. Lights. Vibe

Accessories

8" GRAB BARS

LM230 White
LM231 Biscuit

CABLE OPERATED DRAINS

LM200 Chrome	LM210 White
LM201 Brushed Nickel	LM211 Biscuit
LM202 Bronze	

Design / Construction

LM545 A-1 Pump Loc

INSTALLATION

Install this unit according to the Owner's Manual. The Owner's manual can be found at www.laurelmountainbath.com. Select "Resources" at the top of the homepage, then click on "Literature and Manuals". Scroll down the page to the Owner's Manual section then click on the "Whirlpool, Air Bath, Combo Bath" document.