

ON ACCESS & PO ESS & POWER IN INTEGRATION

— STREAMLINE DESIGN & DEPLOYMENT

 Altronix

TRIVIVE™

The background of the entire page is a dark, high-contrast image of an Altronix TROVE access control enclosure. The enclosure is black and has its front door open, revealing the internal components. The components are organized on a backplane, with various circuit boards, connectors, and wiring visible. The Altronix logo and the word 'TROVE' are printed on the inside of the front door. The enclosure is shown in a slightly angled view, highlighting its depth and the internal layout.

Altronix TROVE

Easily combine Altronix power and accessories with access controllers from the industry's leading manufacturers - Reducing installation and labor costs!

- Trove streamlines access control design and deployment, increasing profits and ROI.
- Removable backplanes allow you to configure and test prior to on-site installation.
- Trove enclosures are available in different sizes and configurations to meet your project scope – including wall mount, rack mount and outdoor models.
- **Pre-configured kits are available with power distribution, finger duct and wire assemblies.**
- Combine both access and intrusion modules for various brands - all in one enclosure, for added value!
- Optional LINQ™ Networked Power Management Technology allows you remotely monitor, control and report power/diagnostics, streamlining service and maintenance operations by leveraging the network.
- Altronix products are TAA & NDAA compliant
- Our free online Trove System Design tool simplifies the design and product selection process:
www.altronix.com/system_design_tools/trove



TROVE1

- Knockouts accommodate up to 1.5" conduit
 - Accommodates two (2) 12VDC/7AH batteries
- Dimensions: 18" H x 14.5" W x 4.625" D

TROVE2

- Knockouts accommodate up to 2.0" conduit
 - Accommodates four (4) 12VDC/12AH batteries
- Dimensions: 27.25" H x 21.75" W x 6.5" D

TROVE3

- Knockouts accommodate up to 2.0" conduit
 - Accommodates four (4) 12VDC/12AH batteries
- Dimensions: 36.12" H x 30.12" W x 7.06" D

Altronix Model		Description	System Capacity	Compatible CDVI Models
Trove 1 Series - Accommodates Altronix Power and Distribution with Controllers				
TROVE1C1	N/A	Enclosure + Backplane	8-Doors	A22NB, A22K1NB
TC1	N/A	Backplane only		
Trove 1 Series Pre-assembled Kits				
T1CVK34	AL600ULXB	ACM4	4-Doors	
T1CVK3F4	eFlow6NB			
T1CVK34D	AL600ULXB	ACM4CB		
T1CVK3F4D	eFlow6NB			
T1CVKT6S	Tango1B	ACMS8	6-Doors	
T1CVKT6SD	Tango1B	ACMS8CB		
Trove 2 Series - Accommodates Altronix Power and Distribution with Controllers				
TROVE2CV2	N/A	Enclosure + Backplane	10-Doors	A22NB, A22K1NB
TCV2	N/A	Backplane only		
Trove 2 Series Pre-assembled Kits				
T2CVK3310	2-AL600ULXB	2-MOM5	10-Doors	
T2CVK33F10	2-eFlow6NB			
T2CVK710	AL1024ULXB2	ACM4, ACM8, PD8UL		
T2CVK7F10	eFlow104NB			
T2CVK710D	AL1024ULXB2	ACM4CB, ACM8CB, PD8ULCB		
T2CVK7F10D	eFlow104NB			
220VAC units available upon request, add suffix "V" (T1CVK34V)				




T1CVKT6S
10-Door Access System with Power



T2CVK3310
10-Door Access System with Power

Altronix Model		Description	System Capacity	Compatible CDVI Models
Trove 3 Series - Accommodates Altronix Power and Distribution with Controllers				A22NB, A22K1NB
TROVE3CV3	N/A	Enclosure + Backplane	20-Doors	
TCV3	N/A	Backplane only		
Trove 3 Series Pre-assembled Kits				
T3CVK7720	2-AL1024ULXB2	ACM4, 2-ACM8, PD8UL, RSB2	20-Doors	
T3CVK77F20	2-eFlow104NB			
T3CVK7720D	2-AL1024ULXB2	ACM4CB, 2-ACM8CB, PD8ULCB, RSB2		
T3CVK77F20D	2-eFlow104NB			
220VAC units available upon request, add suffix "V" (T3CVK7720V)				




T3CVK77F20


20-Door Access System with Power

Power Supply/Chargers for TROVE Series

Altronix Model	Altronix Model with Removable AC Terminal Block	Total Output Power	Number of Outputs	Built-in Battery Charger	Input	Dimensions (L x W x H)
ULXB Series Power Supply/Chargers						
AL400ULXB2	N/A	12VDC @ 4A or 24VDC @ 3A	1	SLA	115VAC	7.1" x 4.5" x 1.44"
AL600ULXB		12VDC or 24VDC @ 6A				7.1" x 4.5" x 2.6"
AL1012ULXB		12VDC @ 10A				7.5" x 4.5" x 2.25"
AL1024ULXB2		24VDC @ 10A				8.4" x 4.5" x 1.95"
AL400ULXB2V		12VDC @ 4A or 24VDC @ 3A			220VAC	7.1" x 4.5" x 1.44"
AL600ULXB220		12VDC or 24VDC @ 6A				7.1" x 4.5" x 2.6"
AL1012ULXB220		12VDC @ 10A				7.5" x 4.5" x 2.25"
AL1024ULXB2V		24VDC @ 10A				8.4" x 4.5" x 1.95"
eFlow Series Power Supply/Chargers						
eFlow4NB	eFlow4NTB	12VDC or 24VDC @ 4A	1 Main Output, 1Aux. Output (1A)	SLA	115VAC	7.5" x 4.6" x 1.75"
eFlow6NB	eFlow6NTB	12VDC or 24VDC @ 6A				7.5" x 4.6" x 1.75"
eFlow102NB	eFlow102NTB	12VDC @ 10A				7.5" x 4.6" x 1.75"
eFlow104NB	eFlow104NTB	24VDC @ 10A				8.25" x 4.56" x 1.75"
eFlow4NBV	eFlow4NTBV	12VDC or 24VDC @ 4A			220VC	7.5" x 4.6" x 1.75"
eFlow6NBV	eFlow6NTBV	12VDC or 24VDC @ 6A				7.5" x 4.6" x 1.75"
eFlow102NBV	eFlow102NTBV	12VDC @ 10A				7.5" x 4.6" x 1.75"
eFlow104NBV	eFlow104NTBV	24VDC @ 10A				8.25" x 4.56" x 1.75"
Tango PoE Driven Power Supply/Charger						
Tango1B	N/A	12VDC up to 6.25A (75W) and 24VDC up to 3A (75W)	2	LiFePO4	90W 802.3bt PoE	7.625" x 4.125" x 1.25"



AL600ULXB



eFlow104NB

PoE Power Sourcing Equipment

Altronix Model	Description
NetWay1BT	Single Port 802.3bt Converter/Injector - 115/230VAC Input, 90W Output
NetWay8BT	8-Port Managed 802.3bt Midspan Injector supplies 90W per port (480W total power)




NetWay1BT



NetWay8BT

Altronix Model	Description	Number of Outputs	Dimensions
ACM4 / ACM4CB	4-Output Access Power Controller	4	5.175" x 3.36" x 1.25"
ACM8 / ACM8CB	8-Output Access Power Controller	8	8" x 4.5" x 1.25"
ACMS8 / ACMS8CB	Dual Input, 8-Output Access Power Controller	8	8" x 4.5" x 1.25"
ACMS8K1 / ACMS8CBK1	Dual Input, 8-Output Access Power Controller and Voltage Regulator Kit	8	8" x 4.5" x 2.125"
ACMS12 / ACMS12CB	Dual Input, 12-Output Access Power Controller	12	8" x 4.5" x 1.25"
LINQ8PD / LINQ8PDCB	Dual Input, 8-Output Network Power Distribution Module - Control, Monitor and report Power/Diagnostics	8	5.5" x 3.625" x 1.25"
LINQ8ACM / LINQ8ACMCB	Dual Input, 8-Output Network Power Access Power Controller - Control, Monitor and report Power/Diagnostics	8	8" x 4.5" x 1.25"
LPD	Low Power Disconnect Module (12/24VDC input)	N/A	2" x 2.75" x 1"
MOM5	5-Output Power Distribution Module with Fire Alarm Interface	5	5.25" x 3.5" x 1"
NETWAY5A	5-Port Switch Board Facilitates Network Drops (10/100)	5	5.625" x 3.5" x 1"
NETWAY5B	5-Port Switch Board Facilitates Network Drops (10/100/1,000)	5	5.625" x 3.5" x 1"
NETWAY5P	5-Port Hardened PoE+ Switch Board	5	5.6" x 3.6" x 0.75"
NETWAY5PQ	5-Port Hardened Managed PoE+ Switch Board	5	5.6" x 3.6" x 0.75"
PD4UL / PD4ULCB	4-Output Power Distribution Module	4	5.21" x 3.25" x 1"
PD8UL / PD8ULCB	8-Output Power Distribution Module	8	5.21" x 3.25" x 1"
PDS8 / PDS8CB	Dual Input, 8-Output Power Distribution Module	8	5.375" x 3" x 1"
PDS8K1 / PDS8CBK1	Dual Input, 8-Output Power Distribution Module and Voltage Regulator Kit	8	5.375" x 3" x 2"
PD16W / PD16WCB	16-Output Power Distribution Module	16	5.875" x 6" x 0.95"
PDS16 / PDS16CB	Dual Input, 16-Output Power Distribution Module	16	5.375" x 3" x 1"
VR6	Stackable Voltage Regulator Converts a 24VDC input to 5VDC or 12VDC at 6A	1	5.375" x 3" x 1"
VR10	Stackable Voltage Regulator Converts a 24VDC input to 5VDC or 12VDC at 10A	1	5.375" x 3" x 1"



Stackable sub-assemblies save valuable enclosure space, allowing for more power distribution and access controllers.

Optional Accessories for TROVE Series

Altronix Model	Description	
BL3	18" Battery Leads (black and red)	
BL4	8" Battery Series Jumper (yellow)	
BL6	68" Battery Leads (black and red)	
BR1	Add-on mounting bracket. Mount additional Altronix sub-assemblies to the enclosure's side wall.	
BT126	12VDC / 7AH Rechargeable Battery	
BT1212	12VDC / 12AH Rechargeable Battery	
BTL125	Rechargeable 12V Lithium Iron Phosphate (LiFePO4) Battery	
CLK1	Thumb Lock. Fits Trove1, Trove2 and Trove3 enclosures.	
DNP1	Altronix DIN Rail Adapter Plate accommodates the following sub-assemblies: ACM4(CB), ACM8(CB), ACM8(CB), ACMS8(CB), ACMS12(CB), LINQ8PD(CB), LINQ8ACM(CB), MOM5, NETWAY5A, NETWAY5B, NETWAY5P, NETWAY5PQ, PD4UL(CB), PD8UL(CB), PDS8(CB), PDS16(CB)	
GB1	Altronix Adapter Plate for Genetec Synergis Cloud Link (For Mercury and HID/Vertx)	
MM4	Mounting Magnets. 26 lbs. holding force. Pack of 4.	
MM8	Mounting Magnets. 26 lbs. holding force. Pack of 8.	
MM12	Mounting Magnets. 26 lbs. holding force. Pack of 12.	
MM24	Mounting Magnets. 26 lbs. holding force. Pack of 24.	
PSC1	Power Supply Protective Cover (Includes standoffs)	
RSB1	Rocker Switch with Bracket - Includes single Master Power ON/OFF Switches and Wires	
RSB2	Rocker Switches with Bracket - Includes two (2) Master Power ON/OFF Switches and Wires	
SPACER1	5/8" Nylon female/female spacers (standoffs) with 6/32 screws. Pack of 25.	
SPACER3	5/8" Aluminum female/female spacers (standoffs) with 6/32 screws. Pack of 25.	
SPACER4	5/8" Nylon male/female spacers (standoffs) with 6/32 screws. Pack of 25.	
SPACER5	5/8" Nylon snap-on spacers (standoffs) with 6/32 screws. Pack of 32.	
SPACER6	1" Aluminum female/female spacers (standoffs) with 6/32 screws. Pack of 4.	
SPACER7	5/8" Aluminum male/female spacers (standoffs) with 6/32 screws. Pack of 25.	
SPACER8	1" Nylon female/female spacers (standoffs) with 6/32 screws. Pack of 4.	
SPACER9	5/8" Aluminum spacers (standoffs) with 4/40 screws. Pack of 8.	
TROVE2BWC	Wire trough/Battery enclosure compliments Trove2 enclosures to accommodate up to four (4) 12VDC/18AH batteries, or conceal side wiring (horizontal mount)	
TROVE3BWC	Wire trough/Battery enclosure compliments Trove3 enclosures to accommodate up to four (4) 12VDC/18AH batteries, or conceal wiring (horizontal mount)	
TROVE3SWC	Wire trough/Battery enclosure compliments Trove3 enclosures to accommodate up to four (4) 12VDC/40AH batteries, or conceal side wiring (vertical mount)	
WM5	Magnetic cable tie mount. Accommodates standard zip ties. 16 lbs. holding force. Pack of 5.	
WM10	Magnetic cable tie mount. Accommodates standard zip ties. 16 lbs. holding force. Pack of 10.	
WM25	Magnetic cable tie mount. Accommodates standard zip ties. 16 lbs. holding force. Pack of 25.	
WM100	Magnetic cable tie mount. Accommodates standard zip ties. 16 lbs. holding force. Pack of 100.	

BTL125

CLK1

DNP1

PSC1

RSB2

TROVE3SWC

WM5

Rev. 0824

ER INTEGRATIO GRATION ACCE CESS & POWER



140 58th Street | Brooklyn, NY 11220 | 718.567.8181 | info@altronix.com