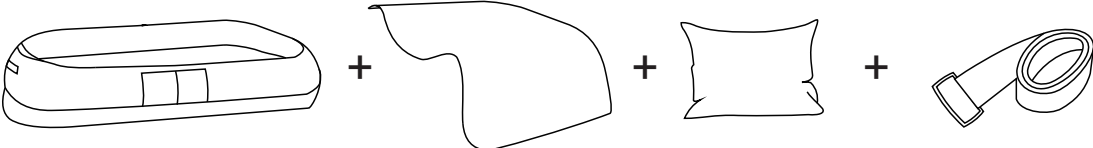


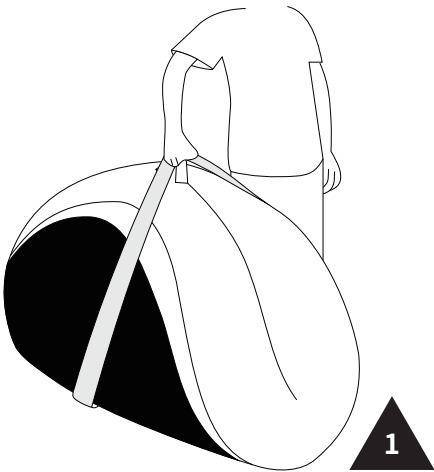


"IMPORTANT, RETAIN FOR FUTURE REFERENCE: READ CAREFULLY"

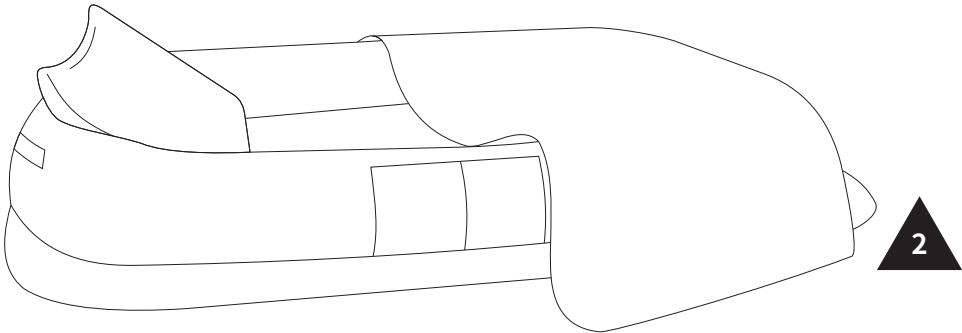
- 1. Assemble on a flat, clean, and soft surface.
- 2. Confirm all parts are present prior to assembly.

Reference Image	Qty.
	X1

Instruction Manual



Place it on a flat, soft surface and gently shake the bed frame.



After 24-48 hours, the dog bed will fully expand and you can enjoy it.

Cleaning Instruction



Pull open the bottom velcro and remove the entire foam.



Pull open the inner zipper and remove the inner fiber out of the bolster.



Place the removable plush cover into the machine for cleaning.



Machine Washable



Water Under 30



Hand Wash



Tumble Dry Low Heat

Installation Completed