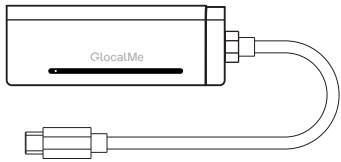
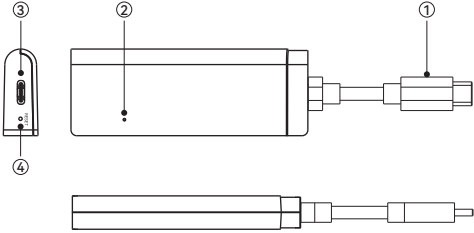


UniCord Pro User Manual



【Product overview】



- 1. Type-C connector
- 2. Wi-Fi LED Indicator
- 3. Type-C connector
- 4. Reset button

LED Indicator status

LED Indicator Type	Status	Remarks
Wi-Fi Indicator	On	Networking successful
	Flashing	No network

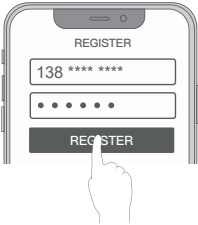
【Method of Application】

How To Use GlocalMe Cloud SIM Service?


- 1. Download GlocalMe APP
- Download and install GlocalMe app on your mobile phone



- 2. Create a GlocalMe Account (In App)
- Click 【Login】 - 【Register】
- Follow the steps to register an account(You can register using an email or mobile number)



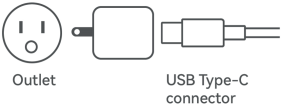
- 3. Link Device with GlocalMe App
- Open GlocalMe App and click 【My Device】 - 【Link Device】
- Scan the device QR-code



- Note: The information in the user manual is based on the actual software
- 4. Purchase In-App GlocalMe Data Plans
  - Choose the data plans that suit your needs , Restart the device after purchasing data package.
  - (Skip this step if you have already ordered a data plan with the purchase of your device)

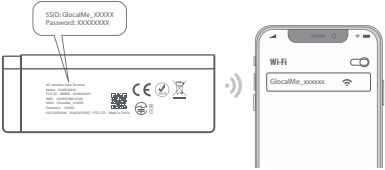


- 5. Turn on the device and wait for the Wi-Fi indicator to stay on.
- Method 1: Use the male Type-C port to connect to a USB power source.



- Method 2: Use the male Type-C port to connect to electronic devices that support reverse charging, such as mobile phones, tablets, laptops, etc.

- 6. Connect To Wi-Fi
- Find the WiFi name and password on your device
- Open mobile wireless network search and connect to GlocalMe WiFi



【Charging Instructions】

Using an extension cable accessory, one end can be inserted into the device's TYPE-C female port, while the other end can be connected to various devices such as cameras, smartphones, tablets, gaming consoles, headphones, and power banks, enabling convenient charging.



Charger Interface	Voltage	Max Power
USB-C	≤20V	65W

【Technical Specification】

Product Model: GLMX24A01 Brand: GlocalMe  
packing list: Device\*1, User Manual \*1, Type-C to Type-A adapter  
Product size: 30\*82\*12mm  
Power input: ≤20V  
Maximum Power: 65W  
FDD-LTE: B1/2/3/4/5/7/8/12/13/17/18/20/25/26/28/66  
TDD-LTE: B34/38/39/40/41(194M)  
WCDMA: B1/2/4/5/8  
WiFi: 2.4GHz 802.11 b/g/n/ax  
Maximum wireless connections: 8  
Theoretical maximum 4G download speed:150Mbps  
Theoretical 4G maximum upload rate:50Mbps

【Q&A】

**1.Q: What if the Wi-Fi indicator is flashing?**

A: If it flashes for more than 5 minutes, connect the APP to check the status and follow the instructions.

**2.Q: What if the Wi-Fi indicator is not on?**

A: Check if the USB power connection is secure and if it is properly powered.

**3.Q: How to reset the device?**

A: Press and hold the reset button for 5 seconds to reset the device.

**4.Q: What is the coverage of GlocalMe global mobile network services?**

A: GlocalMe's portable Wi-Fi products cover over 200 countries and regions. Check the specific coverage on our website at GlocalMe <https://www.glocalme.com/>

**5.Q: How to confirm if the destination supports GlocalMe network services?**

A: Check the package availability in the App store for the destination. If not available, the service may not be supported. Contact online customer service for inquiries.

**6.Q: Why can't I activate a new package?**

A: 1.Ensure the package covers the country or region, e.g., a US package cannot be used in Canada.  
2.Try restarting the device and wait 1-3 minutes before attempting to connect to the Wi-Fi to activate the package.

**7.Q: Why does the network disconnect when the charging device is unplugged?**

A: Reinitialization is required. Wait for the Wi-Fi light to stay on before reconnecting.

**8.Q: Why can't I charge after using the external Type-C to USB-A adapter?**

A: Please make sure to follow the correct device connection sequence. First, insert the Type-C to USB-A adapter into the Type-C interface on either end of the UniCord, then insert the USB-A adapter into the charger, and finally connect the device that needs to be charged.

【Attention】

RF exposure statement RF exposure information: The Maximum Permissible Exposure (MPE) level has been calculated based on a distance of 20 cm between the device and the human body. To maintain compliance with RF exposure requirement, use product that maintain a 20cm distance between the device and human body. The device is restricted to indoor use when operated in the European Community using frequency 5150MHz-5250MHz to reduce the potential for interference. The full text of the EU declaration of conformity is available at the following internet address: [www.glocalme.com](http://www.glocalme.com)

**EU Regulatory conformance**


Hereby, UCLOUDLINK (SINGAPORE) PTE.LTD declares that the radio equipment type GLMX24A01 is in compliance with Directive 2014/53/EU and this product is allowed to be used in all EU member states.

**FCC Regulatory conformance**

This equipment complies with FCC radiation exposure limits set forth for an uncontrolled environment. This equipment should be installed and operated with minimum distance of 20 cm between the radiator and your body. This transmitter must not be co-located or operating in conjunction with any other antenna or transmitter.

This device complies with part 15 of the FCC Rules. Operation is subject to the following two conditions: (1) This device may not cause harmful interference, and (2) this device must accept any interference received, including interference that may cause. Undesired operation. Any Changes or modifications not expressly approved by the party responsible for compliance could void the user's authority to operate the equipment. Note: This equipment has been tested and complies with the limits for a Class B digital device, pursuant to part 15 of the FCC Rules. These limits are designed to provide reasonable protection against harmful interference in a residential installation. This equipment generates uses and can radiate radio frequency energy and, if not installed and used in accordance with the instructions, may cause harmful interference to radio communications. However, there is no guarantee that interference will not occur during installation. If the device does cause harmful interference to radio or television reception, which can be determined by turning the equipment off and on, the user is suggested to try to correct the interference by the following measures: --Reorient or relocate the receiving antenna. --Increase the distance between the equipment and receiver. --Connect the equipment to an outlet on a different circuit to the receiver. --Consult the manufacturer or an experienced radio/TV technician for help.

Information on the disposal and recycling of the device

 This symbol (with or without a solid bar) on the device, batteries (if included), and/or the packaging, indicates that the device and its electrical accessories (for example, a headset, adapter, or cable) and batteries should not be disposed of as household garbage. These items should not be disposed of as unsorted municipal waste and should be taken to a certified collection point for recycling or proper disposal. For detailed information about device or battery recycling, contact your local city office, household waste disposal service, or retail store. Disposal of the device and batteries (if included) is subject to WEEE. Directive Recast (Directive 2012/19/EU) and Battery Directive (Directive 2006/66/EC). The purpose of separating WEEE and batteries from other waste is to minimize the potential environmental impacts and human health risk of any hazardous substances that may be present. Do not disassemble or modify, do not short-circuit, do not dispose in fire, do not expose to high temperature, be disable after soaking. Do not squeeze or bump the battery. Do not continue to use if serious.

UCLOUDLINK (SINGAPORE) PTE.LTD.  
Mail: [service@ucloudlink.com](mailto:service@ucloudlink.com)  
Live chat: GlocalMe website / GlocalMe mobile app  
Facebook: GlocalMe  
Instagram: @GlocalMeMoments  
Twitter: @GlocalMeMoments  
YouTube: GlocalMe  
Address: 80 ROBINSON ROAD #02-00 SINGAPORE(068898)