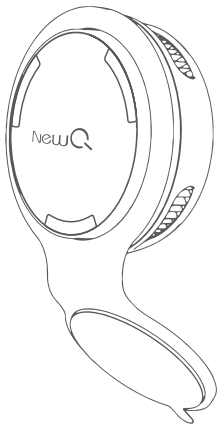


日期: 2024.2.23
特斯拉专用支架V1.5
Size: 65x90mm(+/-2mm)
Materials: 128g铜版纸
打印颜色1C

65mm

90mm

NewQ

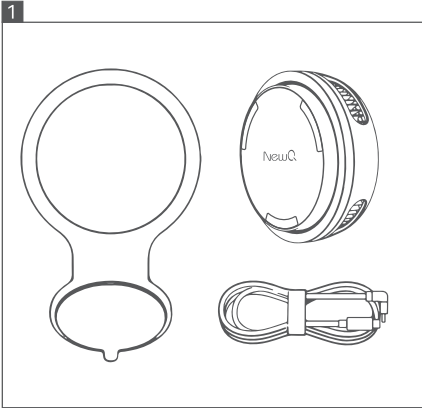


Qi2 15W Car Mount Charger
NQ-MC-01 (for Tesla)

Package Contents

Magnetic Wireless Charger
Magnetic Stand
USB C Cable (100cm)
User Manual

Product Diagram



Specifications

Input	5V≐3A,9V≐3A above
Output	5W, 7.5W, 15W
Certifications	Qi2 MPP/CE/FCC

Matters needing attention

EN

1.

Only available on iPhone 12 and above. For optimal Qi2 15W charging, the device must be an iPhone 13 or later, running iOS 17.2 or later.

2.

Every time the charging cable is connected, the device starts up. If there is no phone connection within 10 seconds, the device will pause working; Once a mobile phone is connected, the device works normally

3.

To ensure that the device can continuously provide 15W charging, it is recommended to use it with a 30W adapter.

4.

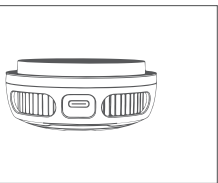
If using a phone case, it is necessary to use a phone case with magnetic suction function

5.

It is normal for the fan to make a slight sound during use.

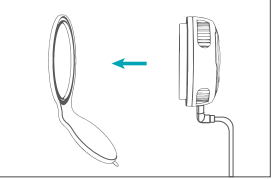
How to install it ?

1



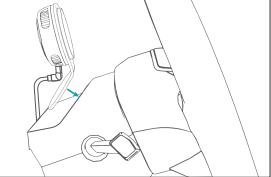
Connect the usb c cable for power supply

2



Attach the magnetic wireless charger to the stand.

Note



Please use your phone to test the reasonable position before attaching the stand.

Safety Instructions

• Please read all instructions before use.

• Avoid falling.

• Do not disassemble.

• Do not come into contact with liquids.

• Do not use if damaged or modified.

• Do not throw into the fire or extreme temperatures.

WEEE Compliance

DO not to dispose of product as unsorted municipal waste and to collect such WEEE separately, for proper treatment, recovery and recycling, please take this product(s) to designated collection points where it will be accepted free of charge. Please contact your local authority for further details of your nearest designated collection station.

Manufacturer:

Shenzhen Yongdongke Innovation Technology Co., Ltd.

Address: 3-B03, Building A, Qingchuang City, Zhangkeng Complex, Minzhi Street, Longhua District, Shenzhen, China


Any quality problems within 18 months, please contact us.

NewQ Service Email: support@newq.store


Qi2

FC

RoHS



CE



MADE IN CHINA

V1.5

FCC Statement
This equipment has been tested and found to comply with the limits for a Class B digital device, pursuant to part 15 of the FCC Rules. These limits are designed to provide reasonable protection against harmful interference in a residential installation. This equipment generates, uses and can radiate radio frequency energy and, if not installed and used in accordance with the instructions, may cause harmful interference to radio communications. However, there is no guarantee that interference will not occur in a particular installation. If this equipment does cause harmful interference to radio or television reception, which can be determined by turning the equipment off and on, the user is encouraged to try to correct the interference by one or more of the following measures:

- Reorient or relocate the receiving antenna.
- Increase the separation between the equipment and receiver.
- Connect the equipment into an outlet on a circuit different from that to which the receiver is connected.
- Consult the dealer or an experienced radio/TV technician for help.

Caution: Any changes or modifications to this device not explicitly approved by manufacturer could void your authority to operate this equipment.

This device complies with part 15 of the FCC Rules. Operation is subject to the following two conditions: (1) This device may not cause harmful interference, and (2) this device must accept any interference received, including interference that may cause undesired operation.

RF Exposure Information
The device has been evaluated to meet general RF exposure requirement. The device can be used in portable exposure condition, compliance with exposure requirements.

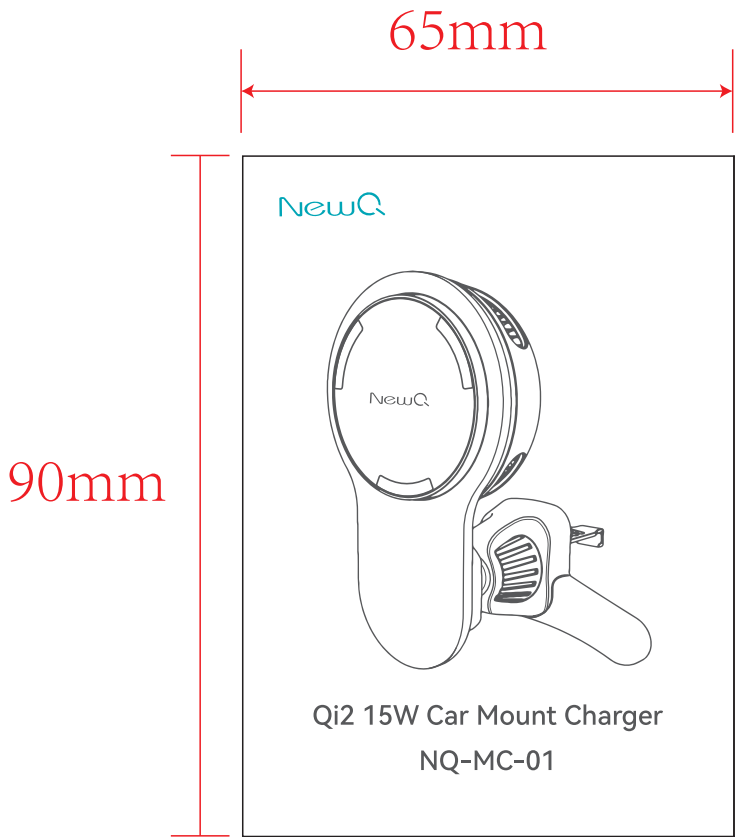
日期: 2024.2.23

车载支架 V1.5

Size: 65x90mm(+/-2mm)

Materials: 128g铜版纸

打印颜色1C



Package Contents

Magnetic Wireless Charger
Magnetic Stand
Air Conditioning Vent Snap
USB C Cable (100cm)
User Manual

Product Diagram



Specifications

Input	5V≐3A, 9V≐3A above
Output	5W, 7.5W, 15W
Certifications	Qi2 MPP/CE/FCC

Matters needing attention

EN

1.

Only available on iPhone 12 and above. For optimal Qi2 15W charging, the device must be an iPhone 13 or later, running iOS 17.2 or later.

2.

Every time the charging cable is connected, the device starts up. If there is no phone connection within 10 seconds, the device will pause working; Once a mobile phone is connected, the device works normally

3.

To ensure that the device can continuously provide 15W charging, it is recommended to use it with a 30W adapter.

4.

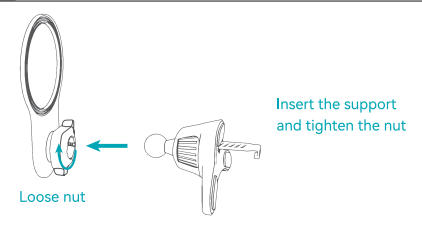
If using a phone case, it is necessary to use a phone case with magnetic suction function

5.

It is normal for the fan to make a slight sound during use.

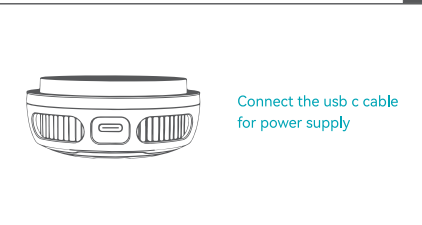
How to install it ?

1



Loose nut

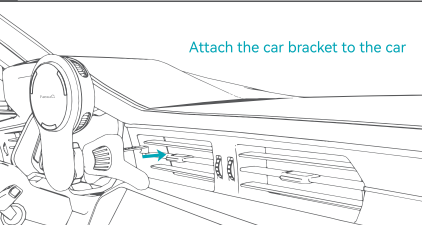
2



Connect the usb c cable for power supply

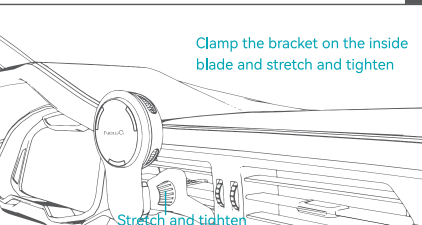
How to install it ?

3



Attach the car bracket to the car

4



Clamp the bracket on the inside blade and stretch and tighten

Safety Instructions

• Please read all instructions before use.

• Avoid falling.

• Do not disassemble.

• Do not come into contact with liquids.

• Do not use if damaged or modified.

• Do not throw into the fire or extreme temperatures.

WEEE Compliance

DO not to dispose of product as unsorted municipal waste and to collect such WEEE separately, for proper treatment, recovery and recycling, please take this product(s) to designated collection points where it will be accepted free of charge. Please contact your local authority for further details of your nearest designated collection station.

Manufacturer:

Shenzhen Yongdongke Innovation Technology Co., Ltd.

Address: 3-B03, Building A, Qingchuang City, Zhangkeng Complex, Minzhi Street, Longhua District, Shenzhen, China

Any quality problems within 18 months, please contact us.

NewQ Service Email: support@newq.store

Qi2

FC

RoHS



CE



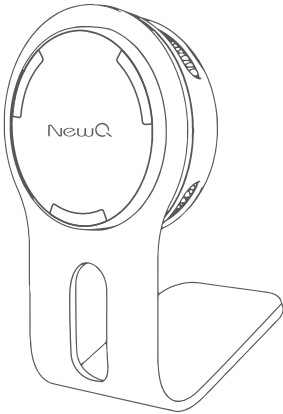

MADE IN CHINA

V1.5

日期: 2024.2.23
桌面支架 V1.5
Size: 65x90mm(+/-2mm)
Materials: 128g铜版纸
打印颜色1C

65mm

90mm

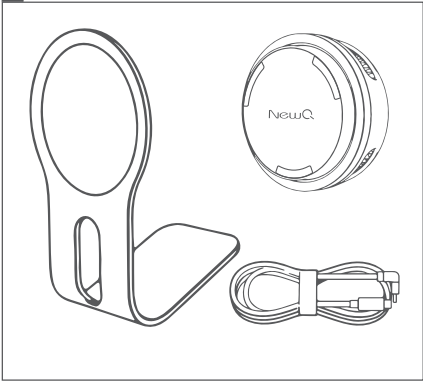


Qi2 15W Magnetic Wireless Charger
NQ-MC-01 (Desktop)

Package Contents

Magnetic Wireless Charger
Magnetic Stand
USB C Cable (100cm)
User Manual

Product Diagram



Specifications

Input	5V≐3A, 9V≐3A above
Output	5W, 7.5W, 15W
Certifications	Qi2 MPP/CE/FCC

Matters needing attention

EN 1. Only available on iPhone 12 and above. For optimal Qi2 15W charging, the device must be an iPhone 13 or later, running iOS 17.2 or later.

2. Every time the charging cable is connected, the device starts up. If there is no phone connection within 10 seconds, the device will pause working; Once a mobile phone is connected, the device works normally


3. To ensure that the device can continuously provide 15W charging, it is recommended to use it with a 30W adapter.

4. If using a phone case, it is necessary to use a phone case with magnetic suction function

5. It is normal for the fan to make a slight sound during use.

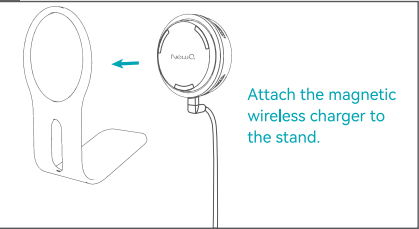
How to install it ?

1



Connect the usb c cable for power supply

2



Attach the magnetic wireless charger to the stand.

Safety Instructions

- Please read all instructions before use.
- Avoid falling.
- Do not disassemble.
- Do not come into contact with liquids.
- Do not use if damaged or modified.
- Do not throw into the fire or extreme temperatures.

WEEE Compliance


DO not to dispose of product as unsorted municipal waste and to collect such WEEE separately, for proper treatment, recovery and recycling, please take this product(s) to designated collection points where it will be accepted free of charge. Please contact your local authority for further details of your nearest designated collection station.

Manufacturer:
Shenzhen Yongdongke Innovation Technology Co., Ltd.
Address: 3-B03, Building A, Qingchuang City, Zhangkeng Complex, Minzhi Street, Longhua District, Shenzhen, China
Any quality problems within 18 months, please contact us.
NewQ Service Email: support@newq.store


Qi2

FC

RoHS



CE



MADE IN CHINA

V1.5