

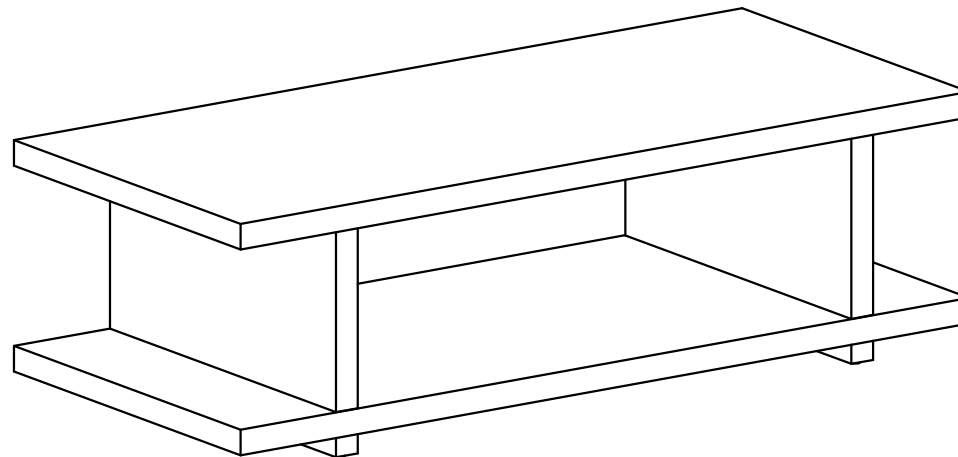
# MOE'S

h o m e   c o l l e c t i o n

## ASSEMBLY INSTRUCTIONS.

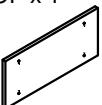

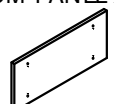





MIRI COFFEE TABLE WALNUT

**ER-2096-03**



THANK YOU FOR YOUR PURCHASE!

## PARTS AND HARDWARE

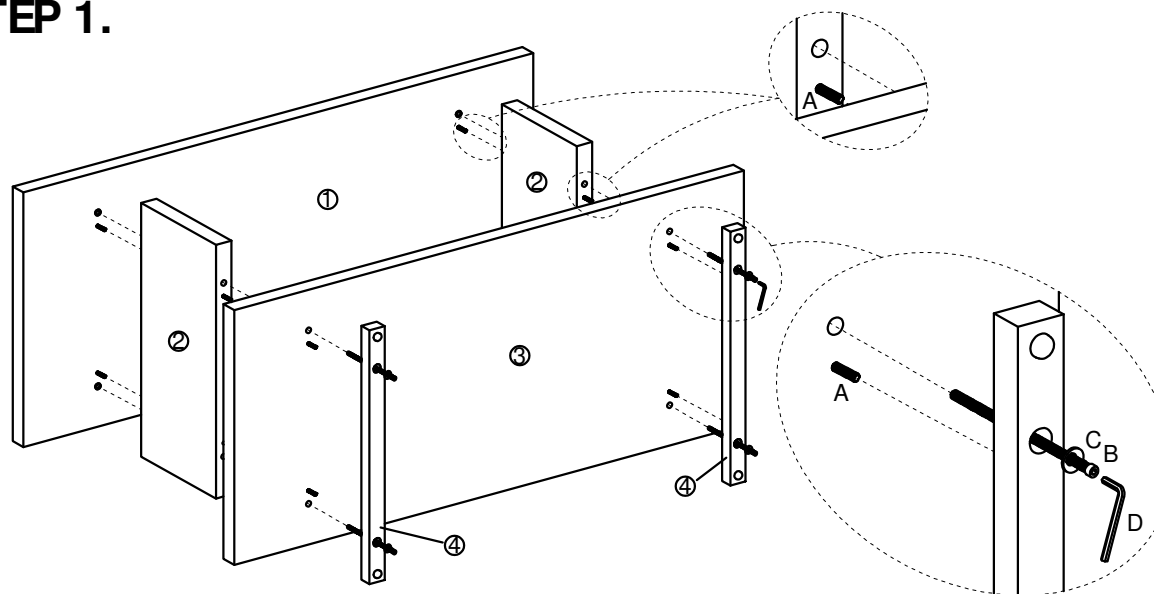
1. TABLE TOP x 1 	2. MIDDLE SIDE PANEL x 2 
3. BOTTOM PANEL x 1 	4. LEG x 2 
A. WOOD PLUG x 12 	B. BOLT M8*370 x 4 
C. FLAT WASHER DIA20MM x 4 	D. ALLEN KEY M6 x 1 

### NOTES.

Thank you for purchasing this quality product! Be sure to check all packing material carefully for small part that may have come loose inside the carton during shipping.

**CAUTION:** The item is heavy, assembly should be performed by two people.

### STEP 1.



### STEP 3.

