



Mi Smart Sensor Set

-
- The control hub is plugged to the electrical socket and acts as a receiver from the rest of the sensors readings. It connects directly to the router through wifi.
 - The group of sensors connect to the control hub through Zigbee. This set contains, besides the control hub : 2 window & door sensors, 2 motion sensors and one wireless switch.
-
- The Mi Smart Sensor Set enables an additional level of automation in your house. Now you can set the rules of when your devices will work, not work, when functions are activated, etc. based on sensor readings.
 - You can add more sensors bought separately to monitor more and more rooms. Check availability by country.
-
- All rules and automations are set up directly on the Mi Home App through a very simple interface. Once this set is installed, other Xiaomi products in your account will be connected to the Mi Smart Sensor Set and you will be able to customize your own automated house. Lights turning on when you pass by, purifiers starting when you close a door, etc. the possibilities are endless.
-


Mi Smart Sensor Set - Control Hub



Smart control center
connecting other smart
devices



16 million color-tunable LED
nightlights
Convenient Alarm clock



Customized
ringtone

Key Features

1. Smart gateway connecting other smart devices.
2. Customized ringtone uploading.
3. 16 million color-tunable LED.
5. Convenient alarm clock.

Specifications

Product model: DGNWG05LM

Working temperature: 0° - +40°


Operating humidity: 5% - 95%RH

Input voltage: 100-240V AC, 50Hz/60Hz

Wireless protocol: Wi-Fi 2.4GHz (control hub to router), ZigBee (control hub to sensors)



Mi Smart Sensor Set - Motion sensor



Detect movement of humans and pets



Small and delicate for discrete placing



Ring an alarm when someone enters when you are away



Automatically turn on and off smart devices when someone passes by

Key Features

1. Small and delicate for discrete placing.
2. Sense the motion of humans and pets.
3. Examples: Configure the control hub to
 - Ring an alarm when someone enters while you are away.
 - Automatically turn on and off smart devices when someone passes by.

Specifications

Product model: RTCGQ01LM

Working temperature: - 5° - + 40°

Operating humidity: 0% - 95%RH

Sensing distance : ≤7m

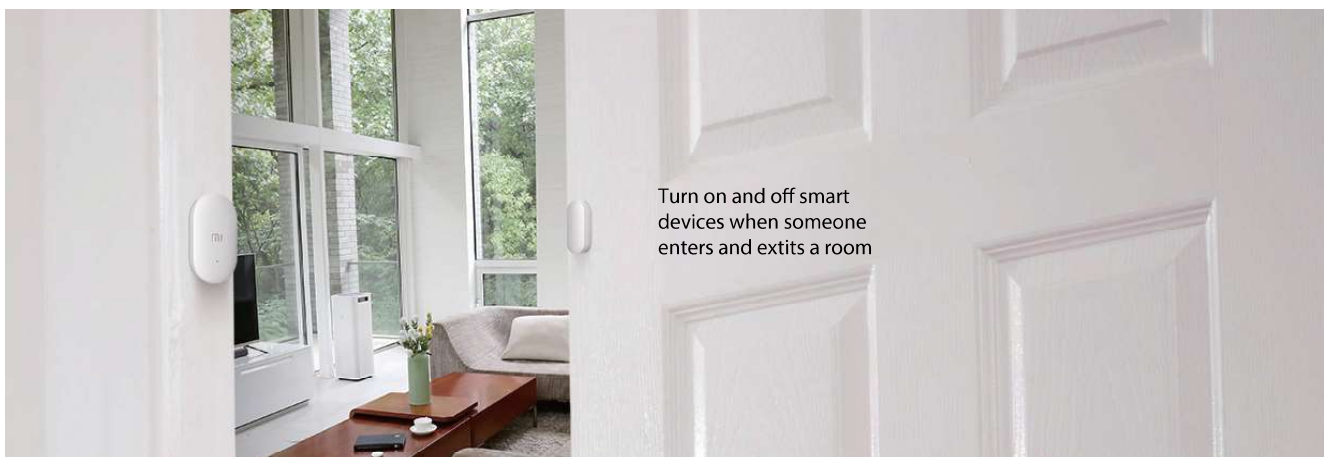

Sensing angle: ≈170°

Battery type: CR2450

Battery life: standard environment >2 years (Depends on actual usage frequency)



Mi Smart Sensor Set - Window & Door Sensor



Key Features

1. No installation tools needed. Simply stick to use.
2. Examples: Configure the control hub to
 - Ring an alarm for unauthorized opening of windows and doors.
 - Lights on automatically when you come home from work (you open the door).
 - Automatically turn on and off smart devices when someone enters and exits a room.

Specifications

Product model: MCGQ01LM

Working temperature: - 5° - + 40°



Operating humidity: 0-95%RH

Battery type: CR1632

Battery life: Standard environment >2 years (Depends on actual usage frequency)



Mi Smart Sensor Set - Wireless Switch



Key Features

1. No installation tools needed; stick to use.
2. Fully customizable function: After paired to the control hub, this single button switch controls smart devices like lights, air conditioners, smart sockets, and air purifiers. You decide what it does.
3. Operate all smart devices with one button when you are not with your smartphone.

Specifications

Product model: WXKG01LM

Working temperature:- 5° - + 40°

Operating humidity: 0-95%RH

Battery type: CR2032

Battery life: Standard environment >2 years (Depends on actual usage frequency)

No installation tools needed; stick to use. Operate all smart devices with one button when you are not with your smartphone.

