




SPIRAL SUNTM

FEEL ALIVE. THRIVE.



User Manual



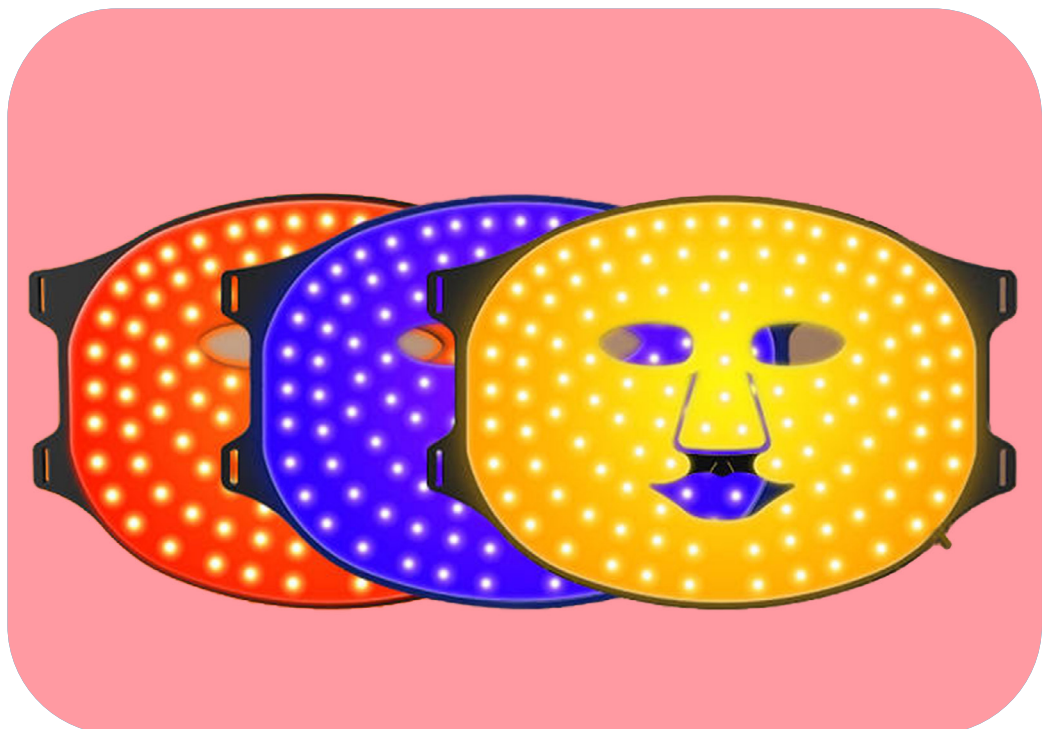
Beauty Mask



Welcome to the Spiral Sun™ Family!

Welcome to the Spiral Sun™ Beauty Mask Manual! We're excited to have you join our community dedicated to healthy, radiant skin. At Spiral Sun, we believe beauty and wellness are intertwined. Our innovative red light technology empowers you to revitalize your skin from within.

This eco-conscious manual reflects our commitment to both your beauty routine and the environment. Discover how to reveal your skin's healthiest glow while supporting sustainable practices.





Unleash the Power of Red Light Therapy: Experience Revitalized Skin, Naturally.

This cutting-edge technology delivers targeted red and near-infrared light to your skin. By optimizing cellular function, you may experience benefits like:



Radiant Youthful Glow

Energized cells promote smoother, luminous skin.



Reduced Visible Imperfections

Target fine lines, blemishes, and uneven skin tone.



Wellness From The Inside Out

When your cells thrive, your whole body radiates vitality.

Important Note: Results may vary. Consistency is key to maximizing red light therapy's potential.

How Red Light Therapy Revitalizes Your Skin

Think of your skin cells as tiny powerhouses. Red light therapy acts like a supercharger! It delivers targeted light to support their energy production, leading to smoother, more radiant skin.

The Science Simplified



Cellular Boost

Your skin cells absorb red light, stimulating their mitochondria to produce more energy.



Collagen Power

This energy surge enhances collagen production for firm, youthful-looking skin.



Balanced & Bright

Improved circulation reduces inflammation, promoting a clearer complexion.



Why Red Light Therapy is Your Skin's New Best Friend

■ Proven Results

Once found only in salons, red light therapy is now accessible at home and backed by science.

■ Whole Body Glow

Expose larger areas for a magnified effect on your overall radiance.

■ Inner Harmony = Outer Beauty

Healthy, balanced cells radiate a natural glow.

The Power of Wavelengths: Unlocking Targeted Benefits

Red light therapy harnesses specific wavelengths of red and near-infrared light to transform your skin and overall well-being. Let's dive into how different wavelengths work their magic:

■ 415nm: The Inflammation Fighter ([Study 1](#), [Study 2](#), and [Study 3](#))

- Soothe acne and reduce skin irritation.
- Experience clearer, calmer, more radiant skin.



■ 605nm: The Radiance Booster ([Study 1](#), [Study 2](#), and [Study 3](#))

- Enhance skin tone and boost a youthful glow.
- Minimize fine lines and promote collagen production.





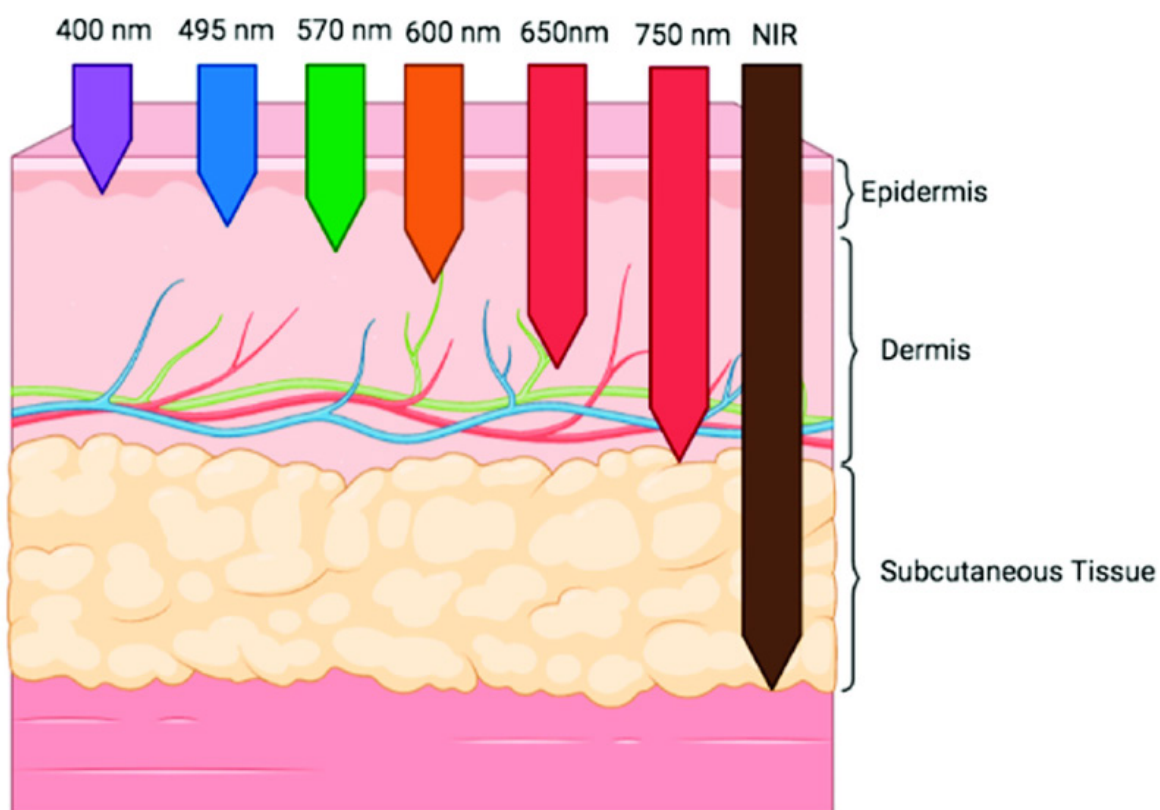
■ 630nm: The Skin Rejuvenator ([Study 1](#) and [Study 2](#))

- Smooth wrinkles and potentially reduce the appearance of scars.
- Aid muscle recovery and reduce pain and inflammation.



■ 850nm: The Healing Accelerator ([Study 1](#), [Study 2](#), and [Study 3](#))

- Promote faster wound healing and tissue repair.
- Stimulate new skin cell growth for a smoother complexion.






Achieve Clearer Skin

Reduce inflammation and breakouts with 415nm light.



Embrace a Radiant Glow

Enhance skin tone and brightness with 605nm light.



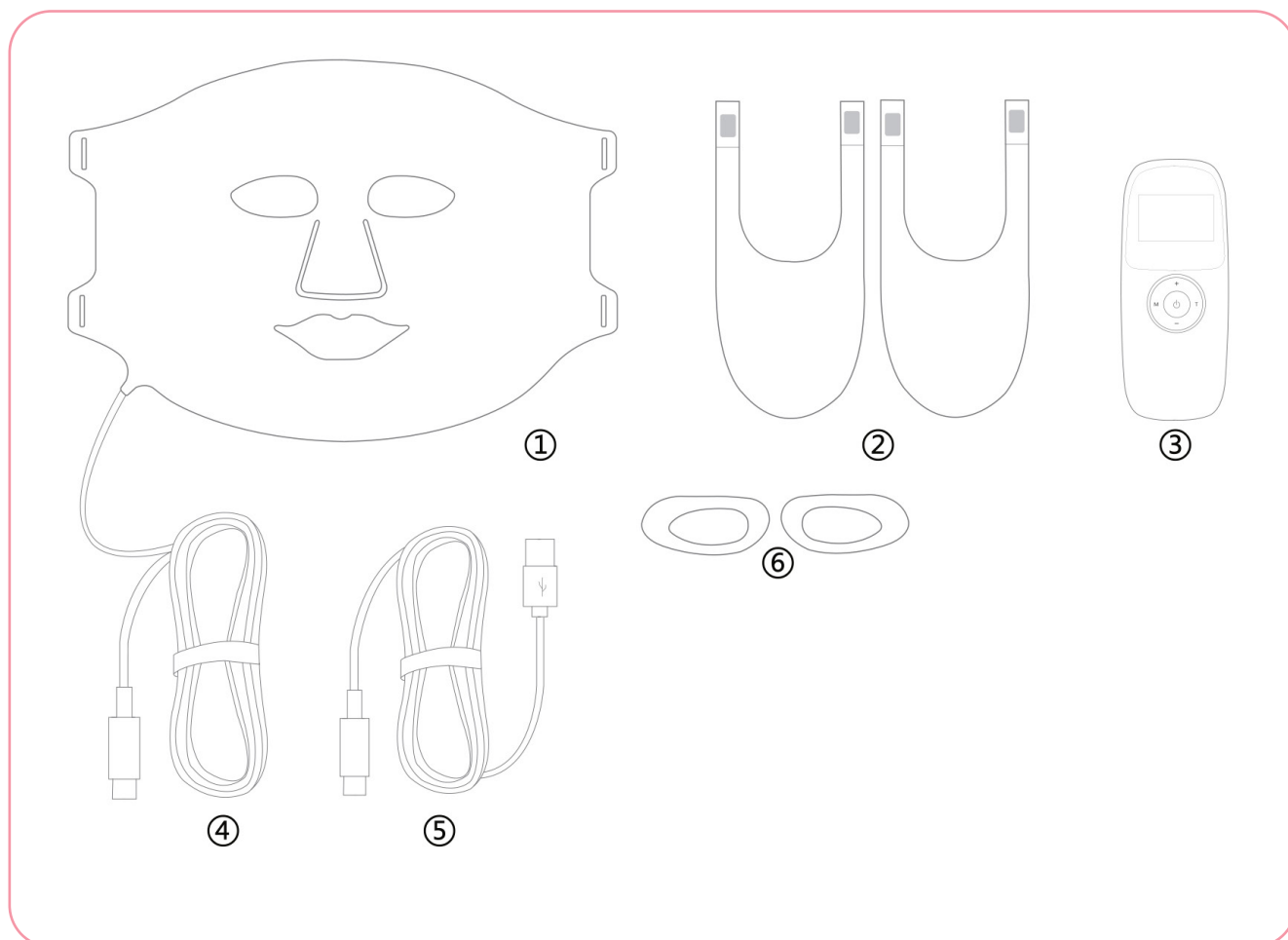
Discover Firmer Skin

Boost collagen production and reduce fine lines with 630nm light.



Minimize Blemishes

Experience deeper healing for smoother, more even skin with 850nm light.

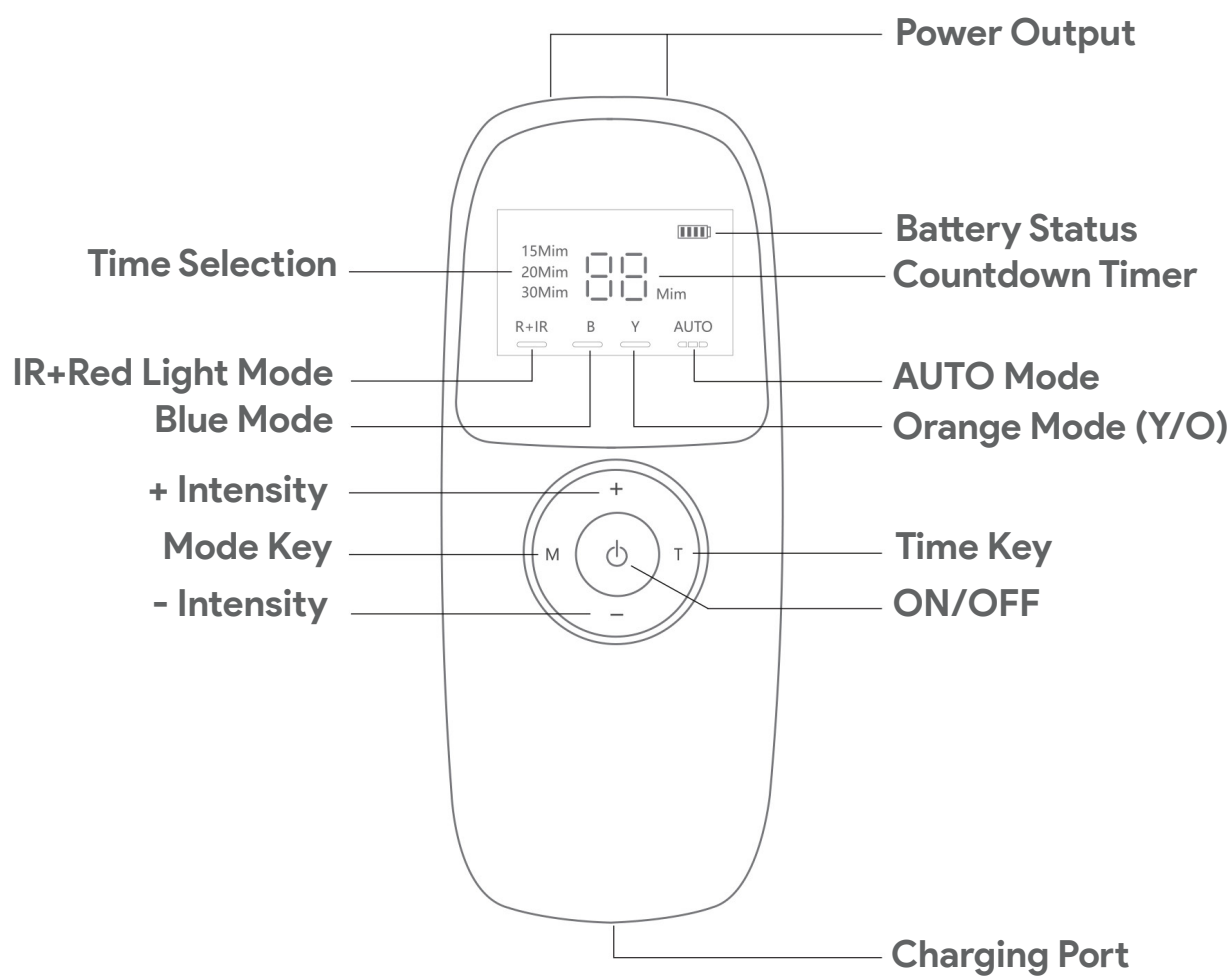


Product List

- | | | | |
|---|--------------------|---|-----------------------|
| ■ | 1. Face Mask 1pcs | ■ | 4. Cable 1pcs |
| ■ | 2. Straps 2pcs | ■ | 5. USB Cable 1pcs |
| ■ | 3. Controller 1pcs | ■ | 6. Eye Protector 2pcs |



Controller





Quick Style Guide

1. Prep Your Skin

Cleanse your face thoroughly.



2. Apply Serum or Mask (Optional)

Enhance your experience with a serum or mask. Secure the device to your head using the adjustable Velcro straps.



3. Activate and Relax

Press and hold the power button for 3 seconds to start the device. It will run automatically for 20 minutes, allowing you to unwind.



4. Nourish and Glow

Gently remove the device and massage any remaining serum into your skin. Apply your favorite moisturizer.





Operations

Power On/Off

Press and hold the power button for 3 seconds to turn the

Adjust Intensity

Short press "+" or "-" buttons during use to adjust light

Recommended Use

For optimal results, use the mask 3-5 times per week.

Automatic Mode

The device automatically starts a 20-minute light therapy cycle, in 3 stages:

Stage 1 (10 mins): Infrared and red light for skin health and collagen support.

Stage 2 (5 mins): Blue light for clearer, purified skin.

Stage 3 (5 mins): Orange light for radiance and overall skin health.

Manual Mode


Select Light Color: Choose the desired light color.

Adjust Duration: Press "T" repeatedly to cycle through 15, 20, or 30-minute session

Charging

A blinking battery icon indicates low battery. Charge the device for uninterrupted use.

Automatic mode features a 20-minute session with auto-shutdown



Red+Near Infrared
5min

Blue
5min

Orange
10min



Important Safety Information for Your **Spiral Sun™** Beauty Panel

Important	Do not modify or disassemble the device. This could void the warranty and create safety hazards.
Keep Away From	Fire, corrosive liquids, and children's reach.
Waterproof Note	The device is waterproof, but avoid heavy pressure, as this may cause damage.
Post-Tanning Care	If you've recently tanned, especially if your skin is burned, wait at least three days before using the device to avoid potential irritation.
Cleaning	For best results and device longevity, clean using a mild detergent and soft cloth. Avoid harsh chemicals.

Product **Specifications**

Product Name	The Spiral Sun™ Beauty Mask
Controls	Large 4.1-inch color display
Water Resistance	IPX7 waterproof rating
Working	3.7V
Charging	DC5V=1A
Power	4.5W
LEDs	368 LEDs. Featuring a balanced combination of Near Infrared, Red, Blue, and Amber lights for comprehensive skin therapy.



Irradiation Design	Flexible, wide area for versatile use
Dimensions	315 x 219 x 5mm
Net Weight	Approximately 230g
Battery	2000mAh (up to 7 uses / 140 minutes)
Material	Food-grade silicone
Wavelengths & Energy Density	NIR (850nm) & Red (630nm): 56.6mW/cm ² Blue (415nm): 93 mW/cm ² Amber (605nm): 37 mW/cm ²

Troubleshooting

Problem 1

Device does not turn on

Solution 1: Press and hold the ON/OFF switch for 3 seconds.
Solution 2: Charge the device (the battery may be low).

Problem 2

Device turns off automatically

Solution: Charge the device (the battery may be low).

Problem 3

USB plug/socket is faulty

Solution 1: Re-insert the USB plug.
Solution 2: Try a different USB plug or socket.



Your Questions, Our Answers

What is Red Light Therapy (RLT) and how does it work?

RLT uses specific wavelengths of red light to promote skin health, boost cellular function, and support muscle recovery. It works by stimulating your cells' energy production.

Is Red Light Therapy safe?

Yes! When used as directed, RLT is considered safe and non-invasive. If you have any concerns, consult your doctor.

How often should I use Red Light Therapy?

For optimal results, aim for a few 10-20 minute sessions per week. Consistency is key!

Can Red Light Therapy treat specific health conditions?

Research suggests RLT may benefit conditions like arthritis, skin issues, and muscle pain. However, always consult your doctor for medical advice.

What are the benefits of Red Light Therapy?

Benefits can include:

- Clearer, healthier-looking skin
- Reduced wrinkles and fine lines
- Faster muscle recovery
- Improved circulation
- Potential pain relief

What key factors should I look for when choosing a Red Light Therapy device?

- **Wavelengths** (Ensure it has the ones you want)
- **Treatment Area Size**
- **Device Power Density**
- **Safety Certifications**

Are there any contraindications for Red Light Therapy?

If you have light sensitivity or take medications that increase light sensitivity, talk to your doctor before starting RLT.

Thank You and Feedback

We appreciate you choosing Spiral Sun™! Your decision to invest in your health and embrace a sustainable lifestyle inspires us. We value your feedback and encourage you to share your experience or suggestions at support@spiralsun.eu. Your insights help us continually improve and ensure our products empower you to achieve your wellness goals. We're excited to be a part of your health journey!



Warranty

Your Spiral Sun™ Beauty Panel is warranted against defects in materials and workmanship for a period of one (1) year from the original date of purchase ("Warranty Period"). This warranty extends only to the original purchaser of the product.

What This Warranty Covers

This warranty covers the product against defects in materials and workmanship during the Warranty Period, under normal use and conditions.

What This Warranty Does Not Cover

This warranty does not cover:

- Damage caused by misuse, abuse, neglect, or failure to follow the instructions provided in the user manual.
- Damage caused by unauthorized disassembly, repair, or modification of the product.
- Damage caused by accidents, drops, or other external factors.
- Normal wear and tear of consumable accessories.
- Loss of proof of purchase.
- Any product that has been purchased from an unauthorized retailer.

Your Responsibilities

To obtain warranty service, please contact Spiral Sun™ customer service at support@spiralsun.eu with a description of the problem and a copy of your dated proof of purchase. You may be required to return the product to an authorized service center for inspection and repair or replacement at our sole discretion. You are responsible for all shipping costs associated with returning the product for warranty service.

Warranty Service

If a defect covered by this warranty is confirmed, we will, at our sole discretion, repair or replace the product with a new or refurbished product of comparable value. Repaired or replaced products will be warranted for the remainder of the original Warranty Period.



Disclaimer of Warranties

THIS WARRANTY IS THE ONLY WARRANTY PROVIDED BY SPIRAL SUN™ AND SUPERSEDES ALL OTHER WARRANTIES, EXPRESS OR IMPLIED, INCLUDING WITHOUT LIMITATION WARRANTIES OF MERCHANTABILITY AND FITNESS FOR A PARTICULAR PURPOSE. NO REPRESENTATIONS OR WARRANTIES ARE MADE REGARDING THE USE OR THE RESULTS OF THE USE OF THE PRODUCT IN TERMS OF ITS CORRECTNESS, ACCURACY, RELIABILITY, OR OTHERWISE.

Limitation of Liability

SPIRAL SUN™ SHALL NOT BE LIABLE FOR ANY INCIDENTAL, SPECIAL, CONSEQUENTIAL, OR INDIRECT DAMAGES ARISING OUT OF OR RELATED TO THE USE OR INABILITY TO USE THE PRODUCT, EVEN IF SPIRAL SUN™ HAS BEEN ADVISED OF THE POSSIBILITY OF SUCH DAMAGES. SOME STATES DO NOT ALLOW THE EXCLUSION OR LIMITATION OF INCIDENTAL OR CONSEQUENTIAL DAMAGES, SO THIS LIMITATION MAY NOT APPLY TO YOU.

Proof of Purchase

Please retain a copy of your dated sales receipt or other proof of purchase for your records. This will be required to obtain warranty service.



This product is designed for general wellness and fitness purposes and is not intended for medical use. It serves as a complement to a healthy lifestyle and should not replace professional medical advice or treatments. We encourage maintaining a balanced and healthy lifestyle and consulting with a healthcare professional before making any significant changes to your wellness routine. The use of this product should be part of a holistic approach to health and wellness.

