

Nokia Wireless Headphones  
WHP-101

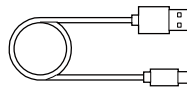

Quick Start Guide / دليل التشغيل السريع /  
Schnellstartanleitung / Guía de inicio  
rápido / Guide de démarrage rapide /  
Guida Rapida / Краткое вводное  
руководство / 快速入門指南 /  
快速入门指南 / Snelstartgids / Skrócona  
instrukcja obsługi / Ghid de inițiere rapidă /  
Стисла вступна інструкція

|    |
|----|
| EN |
| AR |
| DE |
| ES |
| FR |
| RU |
| TC |
| SC |
| NL |
| PO |
| RO |
| UA |

**NOKIA**


## Content


EN



## Power on



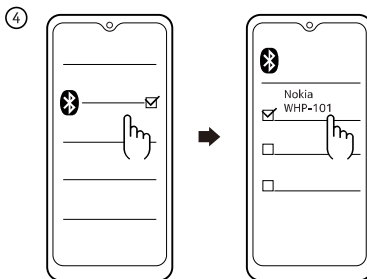
① Press and hold  2 seconds to turn ON.

② Press and hold  5 seconds to turn OFF.

## Pairing

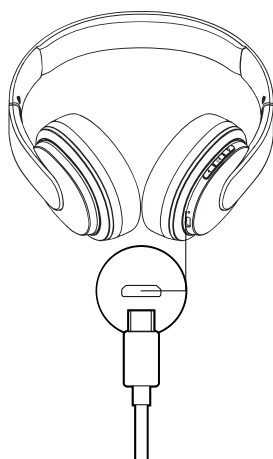


③ Press and hold  7s to enter pairing mode.





















The LED indicator lights of the headphone will flash blue every 10 seconds when they are successfully connected via Bluetooth .

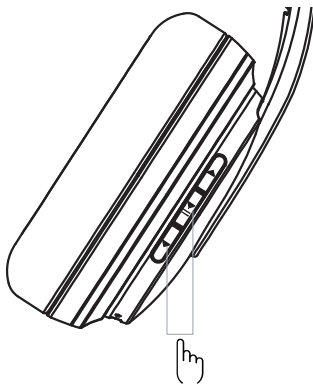
## Charging



Button Controls

|                 |   |   |         |
|-----------------|---|---|---------|
| Music           |    |    | x 1     |
| <hr/>           |   |   |         |
| Call            |    |    | x 1     |
|                 |    |    | x 1     |
|                 |   |   | ⌚ 2 sec |
| <hr/>           |   |   |         |
| Voice Assistant |  |  | ⌚ 2 sec |
| <hr/>           |   |   |         |
| Volume          |  |  | x 1     |
|                 |  |  | x 1     |
| <hr/>           |   |   |         |
| Tracking        |  |  | ⌚ 2 sec |
|                 |  |  | ⌚ 2 sec |

## Reset



⑤ Press and hold  +  at the same time for 5s to reset

## Troubleshooting

| Problem                         | Reason   | Solutions  |
|---------------------------------|--|--|
| Unable to turn on earbuds       | Battery is low   | Charge the headphones for 2 - 3 hours and restart the headphones   |
| No sound after paired           | Not pairing properly   | Pair the headphones again or reset the headphones  |
| Turn off automatically          | Battery is low   | Charge the headphones for 2 - 3 hours  |
| Red light flashes on headphones | Battery is low   | Charge headphones  |
| Failing to charge               | Error with power supply  | Perform a hardware reset   |
| No light when charging          | Error with power supply  | Check whether the charging cable is plugged in. Ensure the switch button is turned on.                   |
| Hearing echoes                  | Volume is too loud or the environment is too noisy                                   | Adjust the volume or go to a quieter place   |
| Having noise during a call      | Environment interference caused or distance between headphones and mobile is too far | Change locations or reduce the distance between the headphones and devices                               |
| Sound skips frequently          | Environmental interference or out of Bluetooth transmission range                    | Change locations with less signal interference or reduce the distance between the headphones and devices |
| Sound is too soft               | Low volume   | Increase the volume  |



## Safety Guide

### Product and safety information

Remote control functions may vary depending on the model of your device and application. Sound track instructions do not respond to iOS devices. Since devices with Bluetooth wireless technology communicate using radio waves, they do not need to be in direct line-of-sight. Bluetooth devices must, however, be within 10 meters (33 feet) of each other, although the connection may be subject to interference from obstructions such as walls or from other electronic devices.

Frequency Band: 2402 MHz – 2480 MHz

Maximum Radio Frequency Power: 3.23dBm

### For your safety



Important: Read these simple guidelines. Not following them may be dangerous or against local laws and regulations. For further info, read the complete user guide.



#### Switch off in restricted areas

Switch the device off when a Bluetooth headset use is not allowed or when it may cause interference or danger, for example, in aircraft, in hospitals or near medical equipment, fuel, chemicals, or blasting areas. Obey all instructions in restricted areas.



#### Interference

All wireless devices may be susceptible to interference, which could affect performance.



#### Batteries, chargers, and other accessories

Use only batteries, chargers, and other accessories approved by HMD Global Oy for use with this device. Do not connect incompatible products.



#### Protect your hearing

To prevent possible hearing damage, do not listen at high volume levels for long periods.



#### Hearing

Warning: When you use the headset, your ability to hear outside sounds may be affected.

Do not use the headset where it can endanger your safety.



#### Small children

Your device and its accessories are not toys. They may contain small parts. Keep them out of the reach of small children.

### Take care of your device

Handle your device with care. The following suggestions help you keep your device operational.

- Keep the device dry. Precipitation, humidity, and all types of liquids or moisture can contain minerals that corrode electronic circuits.
- Do not use or store the device in dusty or dirty areas.
- Do not store the device in high temperatures. High temperatures may damage the device or battery.
- Do not store the device in cold temperatures. When the device warms to its normal temperature, moisture can form inside the device and damage it.
- Do not open the device other than as instructed in the user guide.
- Do not drop, knock, or shake the device or the battery. Rough handling can break it.
- Only use a soft, clean, dry cloth to clean the surface of the device.
- Do not paint the device. Paint can prevent proper operation.

### Recycle



Always return your used electronic products, batteries and packaging materials to dedicated collection points. This way you help prevent uncontrolled waste disposal and promote the recycling of materials. Electrical and electronic products contain a lot of valuable materials, including metals (such as copper, aluminium, steel, and magnesium) and precious metals (such as gold, silver, and palladium). All materials of the device can be recovered as materials and energy.

### Crossed-out wheellie bin symbol



The crossed-out wheellie bin symbol on your product, battery, literature, or packaging reminds you that all electrical and electronic products and batteries must be taken to separate collection at the end of their working life.

Do not dispose of these products as unsorted municipal waste: take them for recycling. For info on your nearest recycling point, check with your local waste authority.

### Battery info

your device has an internal, non-removable, rechargeable battery. Do not attempt to remove the battery, as you may damage the device. The battery can be charged and discharged hundreds of times, but it will eventually wear out. Charging time can vary depending on device capability.

### Battery safety

If left unused, a fully charged battery will lose its charge over time. Always keep the battery between 15°C and 25°C (59°F and 77°F) for optimal performance. Extreme temperatures reduce the capacity and lifetime of the battery. A device may

temporarily stop working if its battery is too hot or too cold.

Do not dispose of batteries in a fire as they may explode. Obey local regulations.

Recycle when possible. Do not dispose as household waste.

Use the battery and charger for their intended purposes only. Improper use, or use of unapproved or incompatible batteries or chargers may present a risk of fire, explosion, or other hazard, and may invalidate any approval or warranty. If you believe the battery or charger is damaged, take it to a service centre or your local shop before continuing to use it. Never use a damaged battery or charger. Only use the charger indoors. Do not charge your device during a lightning storm.

### **Implanted medical devices**

To avoid potential interference, manufactures of implanted medical devices recommend a minimum separation of 15.3 centimetres (6 inches) between a wireless device and the implanted medical device. Persons who have such devices should:

- Always keep the wireless device more than 15.3 centimetres (6 inches) from the medical device.
- Not carry the wireless devise in a breast pocket.
- Switch the wireless device off if there is any reason to suspect that interference is taking place.
- Follow the manufacturer directions for the implanted medical device.

If you have any questions about using your wireless device with an implanted medical device, consult your health care provider.

### **Copyrights and other notices**

The availability of products, features, apps, and services may vary by region. For more info, contact your dealer or your service provider. This device may contain commodities, technology or software subject to export laws and regulations from the US and other countries. Diversion contrary to law is prohibited.

The contents of this document are provided "as is". Except as required by applicable law, no warranties of any kind, either express or implied, including, but not limited to, the implied warranties of merchantability and fitness for a particular purpose, are made in relation to the accuracy, reliability or contents of this document. HMD Global reserves the right to revise this document or withdraw it at any time without prior notice.

Reproduction, transfer or distribution of part or all of the contents in this document in any form without the prior written permission of HMD Global is prohibited. HMD Global operates a policy of continuous development. HMD Global reserves the right to make changes and improvements to any of the products described in this document without prior notice.

Manufacturer and importer in EU: HMD Global Oy, Bertel Jungin aukio 9, 02600 Espoo, Finland. HMD Global Privacy Policy, available at <http://www.nokia.com/phones/privacy>, applies to your use of the device.

In the unlikely event that this product is faulty, please return it to the store where you purchased it with your proof of purchase. For more information on this or other products please visit

<http://www.nokia.com/phones/support>.

© 2022 HMD Global. All rights reserved. HMD Global Oy is the exclusive licensee of the Nokia brand for phones & tablets. Nokia is a registered trademark of Nokia Corporation.

The Bluetooth word mark and logos are owned by the Bluetooth SIG, Inc. and any use of such marks by HMD Global is under license.

#### Declaration of conformity



Hereby, HMD Global Oy declares that this product is in compliance with the essential requirements and other relevant provisions of Directive 2014/53/EU. A copy of the Declaration of Conformity can be found at: [www.nokia.com/mobile-declaration-of-conformity](http://www.nokia.com/mobile-declaration-of-conformity).

#### FCC Notice to users

The following statement applies to all products that bear the FCC logo and/or FCC ID on the product label.

This equipment has been tested and found to comply with the limits for a Class B digital device, pursuant to part 15 of the FCC Rules. See 47 CFR Sec. 15.105(b).

These limits are designed to provide reasonable protection against harmful interference in a residential installation. This equipment generates, uses and can radiate radio frequency energy and, if not installed and used in accordance with the instructions, may cause harmful interference to radio communications. However, there is no guarantee that interference will not occur in a particular installation. If this equipment does cause harmful interference to radio or television reception, which can be determined by turning the equipment off and on, the user is encouraged to try to correct the interference by one or more of the following measures:

- Reorient or relocate the receiving antenna.
- Increase the separation between the equipment and the receiver.
- Connect the equipment into an outlet on a circuit different from that to which the receiver is connected.
- Consult the dealer or an experienced radio/TV technician for help.

This device complies with part 15 of the FCC Rules.

This device complies with part 15 of the FCC Rules. Operation is subject to the following two conditions: (1) this device may not cause harmful interference, and (2) this device must accept any interference received, including interference that may cause undesired operation.

Any changes or modifications not expressly approved by the party responsible for compliance could void the user's authority to operate the equipment.

NOTE: This equipment has been tested and found to comply with the limits for a Class B digital device, pursuant to Part 15 of the FCC Rules. These limits are designed to provide reasonable protection against harmful interference in a residential installation. This equipment generates, uses and can radiate radio frequency energy and, if not installed and used in accordance with the instructions, may cause harmful interference to radio communications. However, there is no guarantee that interference will not occur in a particular installation.

If this equipment does cause harmful interference to radio or television reception, which can be determined by turning the equipment off and on, the user is encouraged to try to correct the interference by one or more of the following measures:

- Reorient or relocate the receiving antenna.
- Increase the separation between the equipment and receiver.
- Connect the equipment into an outlet on a circuit different from that to which the receiver is connected.
- Consult the dealer or an experienced radio/TV technician for help.

The device has been evaluated to meet general RF exposure requirement. The device can be used in portable exposure condition without restriction

**IC Caution:**

RSS-Gen Issue 5 2019" & "CNR-Gen 5 2019:

- English:

This device complies with Industry Canada licence-exempt RSS standard(s).

Operation is subject to the following two conditions: (1) This device may not cause interference, and (2) This device must accept any interference, including interference that may cause undesired operation of the device.

The device should be installed and used within a distance of 5mm between the radiator and the body.

- French:

Le présent appareil est conforme aux CNR d'Industrie Canada applicables aux appareils radio exempts de licence. L'exploitation est autorisée aux deux conditions suivantes:

(1) l'appareil ne doit pas produire de brouillage, et

(2) l'utilisateur de l'appareil doit accepter tout brouillage radioélectrique subi, même si le brouillage est susceptible d'en compromettre le fonctionnement.

Cet appareil numérique de la classe B est conforme à la norme NMB-003 du Canada.

Déclaration d'exposition aux radiations Cet équipement est conforme Canada

limites d'exposition aux radiations dans un environnement non contrôlé. Cet équipement doit être installé et utilisé à distance minimum de 5mm entre le radiateur et votre corps.