

# motorola edge<sup>40</sup>



read me

en-GB | de | fr | es | it | pt | nl  
sv | da | no | fi | pl



motorola

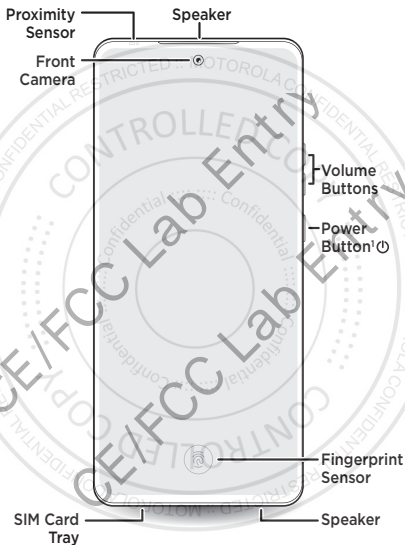
# Motorola edge 40

English .....	3
Language .....	8



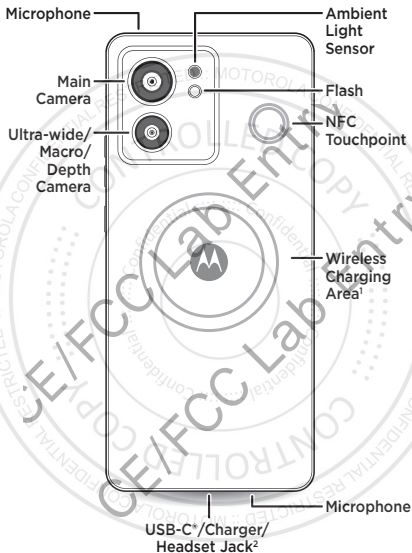
# Let's get started

Before using your phone, please read the legal, safety, and regulatory information provided with your product.



<sup>1</sup> To turn off your phone, press the Power and Volume Up buttons at the same time.

**Ready For:** Your phone works with **Ready For**, a new platform that extends your phone's experience to any compatible PC, TV, or monitor. To learn more, scan the QR code or visit [www.motorola.com/ready-for](http://www.motorola.com/ready-for).



<sup>1</sup> **Wireless Charging:** Charge your phone using a Qi-certified wireless charger (sold separately).

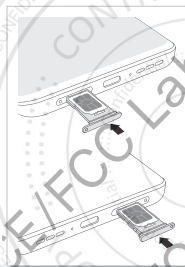
<sup>2</sup> **Use a digital headset:** To use a digital headset, you'll need one with a USB-C connector. If using a 3.5mm headset, you'll need a 3.5mm to USB-C digital headset adapter to connect it. Headset and adapter may be sold separately.

## Put in the card(s) & power on



- 1 Insert the SIM tool into the tray hole to pop out the tray.

Make sure you use the correct size SIM card and don't cut the SIM card.

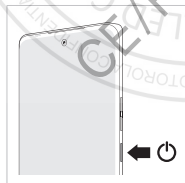


- 2 **One SIM model.**

Insert the SIM card(s) with the gold contacts up, then gently push the tray into the slot.

### **Two SIM model.**

Turn the phone and the tray over to add another SIM card (optional).



- 3 Press and hold the Power button, then follow the prompts to get started.

**eSIM option:** Your phone may have an eSIM (embedded SIM card) in addition to the physical SIM card. Contact your service provider for details if you want to activate and use it.

# Help & more

Get answers, updates, and info:

- **Help is here:** From the home screen, swipe up and tap **Settings** > **Help** to learn how to use your phone and get support.
- **Get more:** Get software, user guides, and more at [www.motorola.com/mymotoedge](http://www.motorola.com/mymotoedge).
- **Get apps:** Tap **Play Store** to browse and download apps.
- **Connect with 5G:** 5G service plan and 5G network coverage required; available only in select areas; device not compatible with all 5G networks. Contact your service provider for details.

**Caution:** Screen protectors may reduce your phone's touchscreen sensitivity. Do not use screen protectors thicker than 0.5 mm.

**Legal information.** This guide provides important legal, safety, and regulatory information that you should read before using your product. For the complete legal information, from the home screen swipe up and tap **Settings** > **Q**, then type **Legal information**, or visit [www.motorola.com/device-legal](http://www.motorola.com/device-legal).

**Water, splash, and dust resistance.** Liquid damage not covered under warranty. Water, splash and dust resistance were tested to IP68 standards under controlled laboratory conditions. Withstands immersion in up to 1.5 meters of fresh water for up to 30 minutes. Resistance will decrease as a result of normal wear. Not designed to work while submerged underwater. Do not expose to pressurized water, or liquids other than fresh water. Do not attempt to charge a wet phone. Not waterproof. For more about your phone's water-repellent design and care, swipe up and tap **Settings** > **Help**.

**Battery safety.** To prevent possible burning and injury, the battery in your phone should only be removed by a Motorola-approved service center or similar skilled personnel.

If your phone becomes unresponsive, press and hold the Power button until the screen goes dark and your phone restarts. Charge your phone using a compatible Motorola charger (may be sold separately). Use of other chargers is not recommended and may impair the charging performance. Don't charge your phone in temperatures below -20°C (-4°F) or above 45°C (113°F). Chargers that do not comply with applicable national standards may be unsafe, with risk of death or injury, and may cause slow charging or product damage. To view applicable standards and to learn more, see the "Legal information" section of this guide, or visit [www.motorola.com/device-legal](http://www.motorola.com/device-legal).

**Warning about high volume usage.** To prevent possible hearing damage, do not listen at high volume levels for long periods. When your headset volume reaches the high volume threshold, a warning shows. Tap **OK** to dismiss it, or wait one to five seconds, then press the Volume Up button to dismiss the alert and enable the volume to continue to be adjusted.



**Disposal & recycling.** For help recycling products and packaging responsibly, visit [www.motorola.com/recycling](http://www.motorola.com/recycling).



**Extreme heat or cold.** Don't use your phone in temperatures below -20°C (-4°F) or above 45°C (113°F). Don't store/transport your phone in temperatures below -20°C (-4°F) or above 60°C (140°F).

**Legal disclaimers.** Features, services and applications are network dependent and may not be available in all areas; additional terms/charges may apply. Product specifications and other information contained in this guide are believed to be accurate at the time of printing. Motorola reserves the right to correct or change any information without notice.

**Arbitration.** Your purchase is governed by a binding arbitration clause. For more information and how to opt-out, see the legal guide that came with your phone.

**SAR information (on e-label).** To view specific absorption rate (SAR) values for this phone, from the home screen swipe up and tap **Settings** > , then type **Regulatory labels**, from your phone's dialpad, type **\*#07#**, or visit [www.motorola.com/sar](http://www.motorola.com/sar).

**Copyright & trademarks.** MOTOROLA, the stylized M logo, MOTO, and the MOTO family of marks are trademarks or registered trademarks of Motorola Trademark Holdings, LLC. Google, Android, Google Play and other related marks and logos are trademarks of Google LLC. USB Type-C® and USB-C® are registered trademarks of USB Implementers Forum. All other product or service names are the property of their respective owners.

© 2023 Motorola Mobility LLC. All rights reserved.

Product ID: **motorola edge 40** (Model XT2303-1, XT2303-2)

Manual Number: XXXXXXXX-A



[motorola.com/motocare](http://motorola.com/motocare)

Con **moto** care extiende tu garantía hasta tres años y benefíciate de ventajas como la protección contra daños accidentales.

Com **moto** care, você pode estender sua garantia por mais 3 anos e ganhar benefícios adicionais, incluindo proteção contra acidentes.

Met **moto** care verlengt u uw garantiedekking tot drie jaar en profiteert u van functies zoals bescherming tegen onopzettelijke schade.

Med **moto** care kan du utöka din garantitäckning upp till tre år och dra fördel av funktioner som oavsiktligt skador.

Med **moto** care kan du udvide din garantidækning op til tre år og drage fordel af funktioner så som beskyttelse mod utilsigtet skade.

Med **moto** care kan du utvide garantidekningen med opptil tre år, og dra nytte av fordeler som beskyttelse mot utilsiktede skader.

**moto** caren avulla pidennät takuuaikaa jopa kolmeen vuoteen. Hyödynnä tuotetta myös vahingon sattuessa.





Protect your phone with  
**moto** care. Visit:

[motorola.com/motocare](http://motorola.com/motocare)



With **moto** care, extend your warranty coverage up to three years, and take advantage of features like accidental damage protection.

Avec **moto** care, prolongez votre garantie jusqu'à trois ans et bénéficiez de services uniques comme la protection contre les dommages accidentels.

Verlängere mit **moto** care deine Garantie auf bis zu drei Jahre und profitiere beispielsweise vom Schutz vor versehentlichen Beschädigungen.

Grazie a **moto** care potrai estendere la garanzia fino a tre anni, includendo anche i danni accidentali.

[motorola.com](http://motorola.com)

