



Affordable. Reliable. Home Improvement.

SLEEP THERAPY SOUND MACHINE

MODEL:CS11



This is the original instruction, please read all manual instructions carefully before operating. VEVOR reserves a clear interpretation of our user manual. The appearance of the product shall be subject to the product you received. Please forgive us that we won't inform you again if there are any technology or software updates on our product.



Warning-To reduce the risk of injury, user must read instructions manual carefully.



FCC Information

(Contains FCC ID: 2ANDL-CBU, Contains IC: 23243-CBU):

CAUTION: Changes or modifications not expressly approved by the party responsible for compliance could void the user's authority to operate the equipment!

This device complies with Part 15 of the FCC Rules. Operation is subject to the following two conditions:

- 1) This product may cause harmful interference.
- 2) This product must accept any interference received, including interference that may cause undesired operation.


WARNING: Changes or modifications to this product not expressly approved by the party responsible for compliance could void the user's authority to operate the product.

Note: This product has been tested and found to comply with the limits for a Class B digital device pursuant to Part 15 of the FCC

Rules, These limits are designed to provide reasonable protection against harmful interference in a residential installation.

This product generates, uses and can radiate radio frequency energy, and if not installed and used in accordance with the instructions, may cause harmful interference to radio communications. However, there is no guarantee that interference will not occur in a particular installation. If this product does cause harmful interference to radio or television reception, which can be determined by turning the product off and on, the user is encouraged to try to correct the interference by one or more of the following measures.

- Reorient or relocate the receiving antenna.
- Increase the distance between the product and receiver.
- Connect the product to an outlet on a circuit different from that to which the receiver is connected.
- Consult the dealer or an experienced radio/TV technician for assistance.

	<p>CORRECT DISPOSAL</p> <p>This product is subject to the provision of European Directive 2012/19/EC. The symbol showing a wheeled bin crossed through indicates that the product requires separate refuse collection in the European Union. This applies to the product and all accessories marked with this symbol. Products marked as such may not be discarded with normal domestic waste, but must be taken to a collection point for recycling electrical and electronic devices</p>
	<p>BATTERY DISPOSAL</p> <p>To minimize hazards to health and the environment at the end of this product's life, laws dealing with Waste Electrical and Electronic Equipment (WEEE) and The Waste Battery Directive require you to dispose of this product at a suitable collection facility where it will be sent in order to remove the batteries and for appropriate recycling. Please contact your local authorities for more details on recycling and safe disposal of these in your area.</p>








User Manual

Specifications:

Model	CS11
Battery	1200mAh
Input	5V/1A
Timer	30',60',90',Loop playback
Sleep lamp	Gradient light and steady on

Indicator Guide



-  _____ A. Rain Sounds
-  _____ B. Ocean Wave Sounds
-  _____ C. Nature Scene Sounds
-  _____ D. White Noise
-  _____ E. Hypnotic Sounds
-  _____ F Other
-  _____ G. Power on/Power off



_____ F. Sleep Light

1. Long press::Warm light (brightness adjustable)


2. Short press: Light on/off; Warm/breathing light switching.



Listening to Nature Sounds



Function Descriptions:

1. 30 sounds in total: 6 playlists, 5 sounds on each playlist.
2. High-power speaker with a maximum volume of 100dB effectively isolates you and your baby from noisy surroundings.
3. 30 volume levels are adjusted.
4. No breakpoints in each sound for the best soothing experience.
5. 16 light brightness levels, together with one breathing mode, gently nurse your children to sleep.

Operating Instructions

1. Long press  for 2 seconds to turn on/off the machine; short press to turn on/off the sound.

2. Press  to select different sound categories, press  to switch different music.

3. Press  (+) or  (-) to adjust the volume.

Turn on/off light: Short press  to turn on/off the night light.

Light brightness control: Long press 2-4 seconds to adjust the brightness.

5. Timing status indicator: 30', 60', 90' and infinite loop.

NOTE: audio source may be subjected to specific requirements, there will be updates.

When the device is turned on, the last used audio and lighting will be remembered.

Timer Function

The default mode is loop playback. After activating the timer buttons, you can select:

- Countdown for 30 minutes playing
- Countdown for 60 minutes playing.
- Countdown for 90 minutes playing.
- Countdown for infinite loop playing.

Maintenance

To Store

You may leave the machine on a display, or you can store it back in its box or a cool dry place.

To Clean

Wipe off dust with a damp cloth. NEVER use liquids or abrasive cleaner to clean. Modifications not authorized by the manufacturer may void users' authority to operate this device

Warranty & Customer Support

For questions/support, please contact us.

If you have purchased from other sellers, please contact them directly for service or warranty issues

FAQ

Didn't feel helpful after first use?

1. The sounds of CS11 like natural sounds, it may take a while to get used to it.
2. Can be adjusted to the appropriate audio, adaptation time varies from person to person, about 2~5 days

How to achieve the desired sound?

Place the sleep machine away from us when we sleep, can effectively fill the entire room with white noise. If the noise is coming from a certain direction, can place the CS11 between you and the source of the noise.

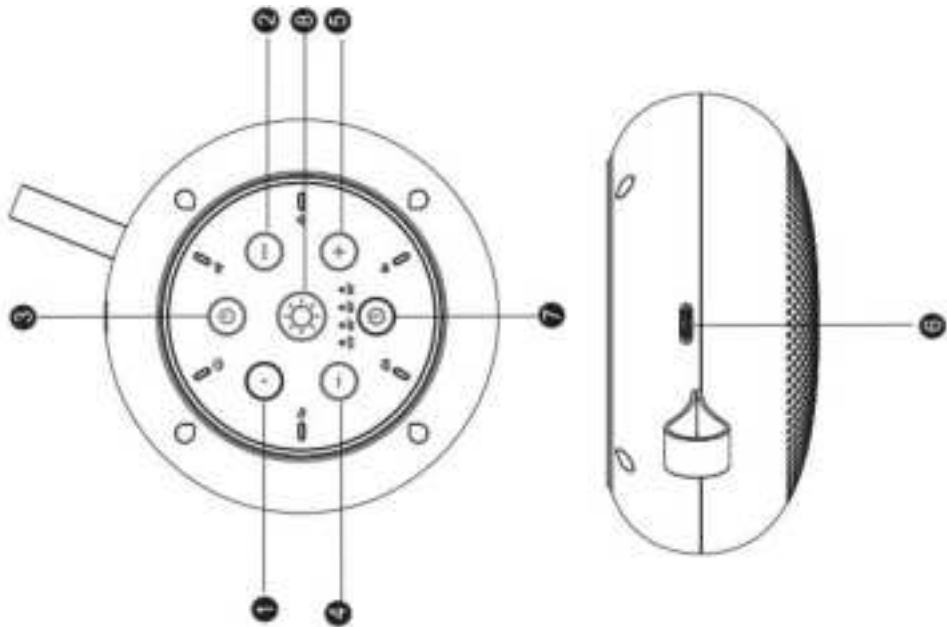
Dear Customer

Thank you greatly for choosing the CS11 white noise machine. Please read this user manual carefully Please keep this manual properly, so that you can refer to it and get help in time when you need it in the future. If you need any help, please contact our team and provide the product model.

Package Contents

- 1* White Noise Machine
- 1* TYPE-C Charging Cable
- 1*User Manual

Product Diagram



Key Features

- 1 Change the sound category
- 2 Change five pieces of music under each category
- 3 Power on/power off
- 4 Volume down
- 5 Volume up
- 6 TYPE-C charging port
- 7 Timing status indicator: 30', 60', 90' and infinite loop
- 8 Sleep light

Manufacturer: Shanghaimuxinmuyeyouxiangongsi

Address: Shuangchenglu 803nong11hao1602A-1609shi, baoshanqu, shanghai 200000 CN.

Imported to AUS: SIHAO PTY LTD. 1 ROKEVA STREETEASTWOOD NSW 2122 Australia

Imported to USA: Sanven Technology Ltd. Suite 250, 9166 Anaheim Place, Rancho Cucamonga, CA 91730

UK	REP
-----------	------------

YH CONSULTING LIMITED. C/O YH Consulting Limited Office 147, Centurion House, London Road, Staines-upon-Thames, Surrey, TW18 4AX

EC	REP
-----------	------------

E-CrossStu GmbH
Mainzer Landstr.69,
60329 Frankfurt am Main.



Technical Support and E-Warranty Certificate
www.vevor.com/support