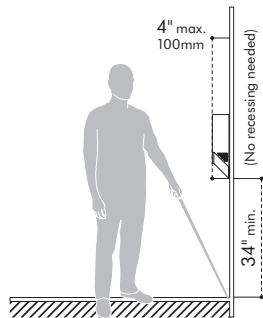


Mobility access within washroom facilities

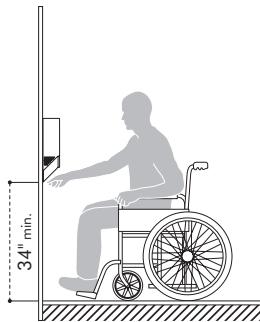
Because the Airblade V hand dryer is primarily installed in a restroom setting, it must comply with at least two primary accessibility requirements. The first is that the unit be placed on an accessible route but not protrude into any required accessible clear area of other items, such as a door, sink, toilet, urinal or fixed waste receptacle. The second is the mounting height relating to reach range and space requirements to use the unit itself. State or local codes may require more stringent accessibility standards when facilities are newly constructed or altered. An accessible restroom is comprised of an accessible entrance, accessible turning space, and at least one type of accessible dispenser and fixture of each type. The Airblade V hand dryer would be considered a wall mounted unit similar to a towel dispenser. A base height of 34" AFF would provide a more usable height for children and adults and still would be in the compliant range of accessible use.



Clearance for wall-mounted protruding objects:

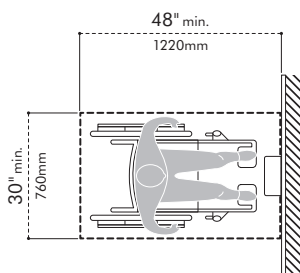
Airblade V is less than 4 inches protruding from the wall.

Traditional hand dryers that protrude beyond the 4" are allowed to be of an unlimited distance by ADAAG as long as they are mounted at 27" above finished floor (AFF) or lower so that they overlap the cane detection range. Objects mounted with their leading edges at or below 27" (685 mm) AFF may protrude any amount; however, protruding objects should not reduce the clear width of an accessible route or maneuvering space. Any retrofit installation must comply with the newest and most stringent code standards.



Forward reach:

Often accessibility code concepts are concerned with people in a seated position who use wheelchairs, which naturally limits the height and depth of their reach range. Because of the design of the Airblade V hand dryer, the front approach is the only way the unit can be properly used, therefore the side approach standards should not apply.



Clear floor ground space:

A clear area in front of the unit should be a minimum of 30" wide by 48" of length. This area can overlap a circulation path but should not overlap other required accessible areas, for example, a lavatory sink in restrooms with access to more than one user at one time. Single use restrooms can overlap accessible areas due to the fact that they are used by only one person at a time.

Dyson Airblade V accessible installation matrix:	Yes/No	Compliant
Does the unit have the required front approach 30" x 48" clear floor clearance?	Yes	Yes
Does the reach range exceed 40" maximum height above the finished floor surface?	No	Yes
Is the hand dryer mounted at a height where it is considered a protruding object?	No	Yes
Does the front edge project more than 4" into the path of travel when properly mounted?	No	Yes
Does the unit provide the proper 9" toe clearance?	Yes	Yes

Conclusion

Based on the review of the Airblade V hand dryer, it appears that if properly installed at the recommended height of 34" above the finished floor, and the design professional allows the proper front approach clear area with no conflicting overlapping accessible areas, then the unit should comply with accessible requirements. Dyson Airblade V is less than 4" protruding from the wall, so there is no recessing necessary.

LOW VOLTAGE AND HIGH VOLTAGE TECHNICAL SPECIFICATION

Electrical

Input voltage: Low voltage = 100–120V, High voltage = 200–240V
 Frequency: 100–115V at 50/60Hz, >115–120V at 60Hz; 200–240V at 50/60Hz
 Standby power consumption: Less than 0.5W
 Motor specification: 1000W, digital V4 brushless motor
 Motor switching rate: 5,500 per second
 Motor speed: 83,000rpm
 Amp: Dedicated hand dryer circuit required. Reference NEC/local electrical code for loading. 9.09A at 110V; 4.54A at 220V
 Heater type: None

Construction

Fascia: Polycarbonate
 Antibacterial coating type:
 HU02 (Sprayed Nickel) contains antibacterial additive in paint.
 HU02 (White) contains antibacterial moulded additive.
 Can help prevent the growth of bacteria.
 Back plate mounting bracket: ABS/PBT Plastic
 Exterior screw type: Anti-tamper 4/25" (4mm) Pin-Hex
 Water ingress protection to IP24
 Net weight: 6.32lbs / 2.86kg

Filter

Sealed HEPA filter (glass fiber and fleece prelayer)
 Captures 99.97% of particles as small as 0.3 microns

Operation

Touch free capacitive sensor activation
 Hand dry time measurement: 12 seconds
 (measurement based on NSF P335 to a measurement of 0.1g residual moisture)
 Sound power level: 79dB(A)
 Sound pressure level @ 2m: 63dB(A)*
 Operation lock-out period: 30 seconds
 Airspeed at aperture: 420mph at Low voltage, 430mph at High voltage
 Maximum altitude: 9,842 feet / 3,000 meters
 Operating airflow: up to 5.3 gallons/sec and up to 42.38CFM
 Operating temperature range: 32°–104°F / 0°–40°C

Logistics

Unit barcode:
 Sprayed Nickel – Low voltage: 885609009933, High voltage: 885609009797
 White – Low voltage: 885609009896, High voltage: 885609009179
 Packaged weight: 9.52lbs / 4.32kg
 Packaged dimensions:
 Height 5 3/4" (145mm) × Width 17 7/8" (455mm) × Depth 10 3/4" (274mm)
 Pallet quantity: 56

Standard warranty

5 year parts (self-service)



Product range (Select one)

HU02 Sprayed Nickel

Part number/SKU
 Low Voltage: 307174-01
 High Voltage: 307172-01

HU02 White

Part number/SKU
 Low Voltage: 307173-01
 High Voltage: 307171-01



Accreditations

Carbon Trust, NSF International
 ADA compliant
 Contributes to LEED certification
 Contributes towards satisfying Feature W08 under the WELL Building Standard™



The Carbon Reduction Label is the registered trade mark of the Carbon Trust. The NSF logo is the registered trade mark of NSF International. International WELL Building Institute™ and the related logo are trademarks used with permission from the International WELL Building Institute™.

*Sound pressure measured at 6.56 feet (2 meters) distance, in a semi-anechoic chamber.

For more information, please contact Dyson:

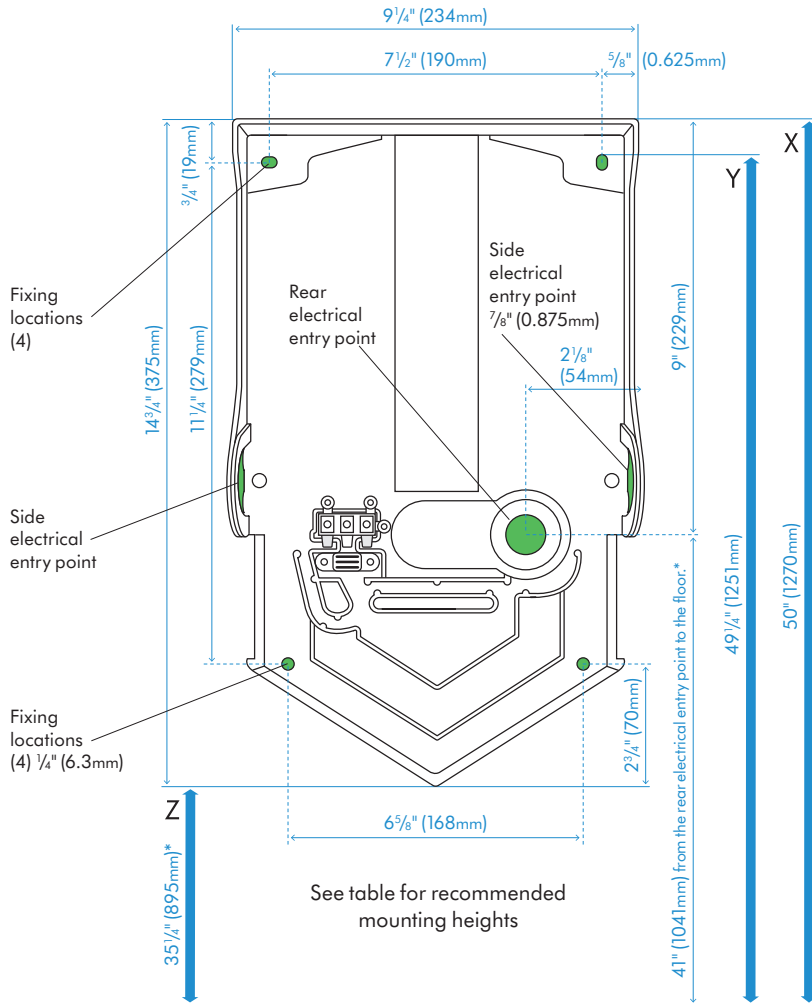
1-888-397-6622 | design@dyson.com | www.dyson.com

TECHNICAL SPECIFICATION

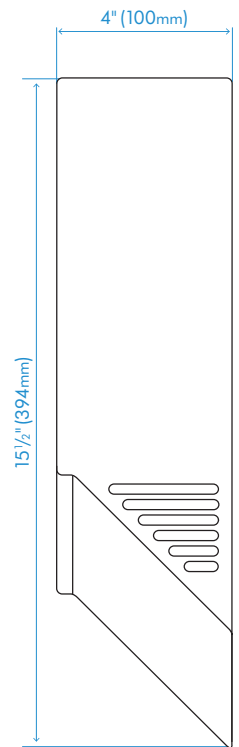


HU
02

REAR ELEVATION



SIDE ELEVATION



Machine fascia shown above in Side Elevation.

All dimensions shown in inches (+/- 3/16") and in millimeters (+/- 5mm).

Holes indicated in green area are measured to the center of the hole.

FLOOR

Machine dimensions

Height 15 1/2" (394mm) × Width 9 7/32" (234mm) × Depth 4" (100mm)

Minimum clearance

8 11/16" (220mm) clearance either side and 1 3/16" (30mm) above machine.

Recommended installation heights from floor

Adult	X 50" (1270mm)	Y 49 1/4" (1251mm)	Z 35 1/4" (895mm)
Wheelchair/child	X 48 3/4" (1238mm)	Y 48" (1219mm)	Z 34" (863mm)

Rear cable entry point from floor

Adult	41" (1041mm)
Wheelchair/child	39 3/4" (1009mm)

*Please look into local guidelines for ADA compliance.