

**Nesting  
Coffee Table**

# Ok, let's get rolling

This should be easy, just follow our simple instructions and you will be back to Netflix in no time.

## Estimated time for assembly



30:00

## What you need

- Some of your favourite bubbly or your preferred relaxant
- Use the packaging carton as a working surface to prevent product damage during assembly
- Phillips head screwdriver

Do not use a drill



## Weight Limitation

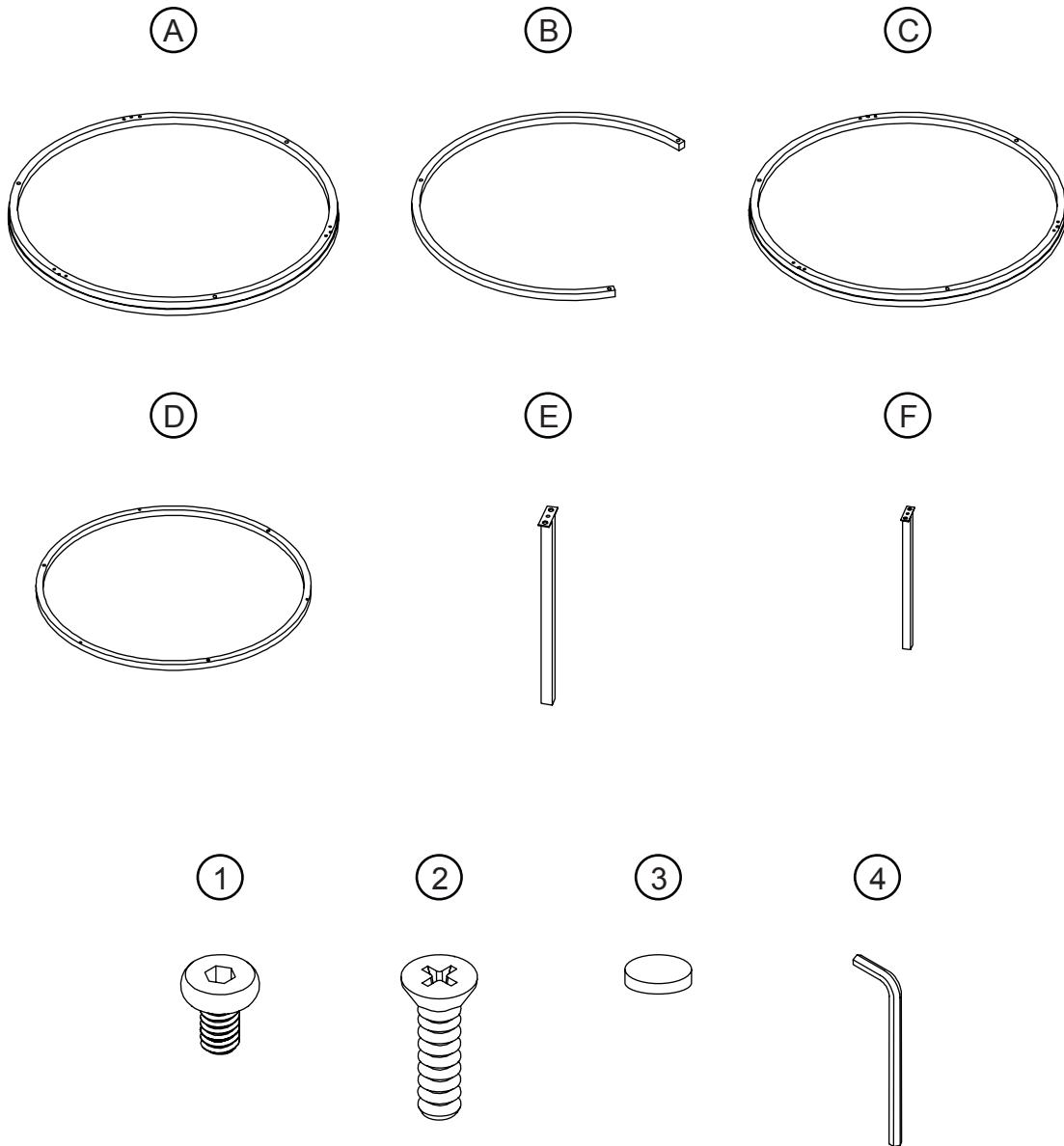


50  
lbs

## What's included

Code	Description	Qty
A	Top Unit	1
B	Base	1
C	Top Unit	1
D	Base	1
E	Stretcher	3
F	Stretcher	3
1	M6*12MM Bolt	12
2	M6*37MM Bolt	6
3	Footpad	6
4	Allen Key	1

# The goods

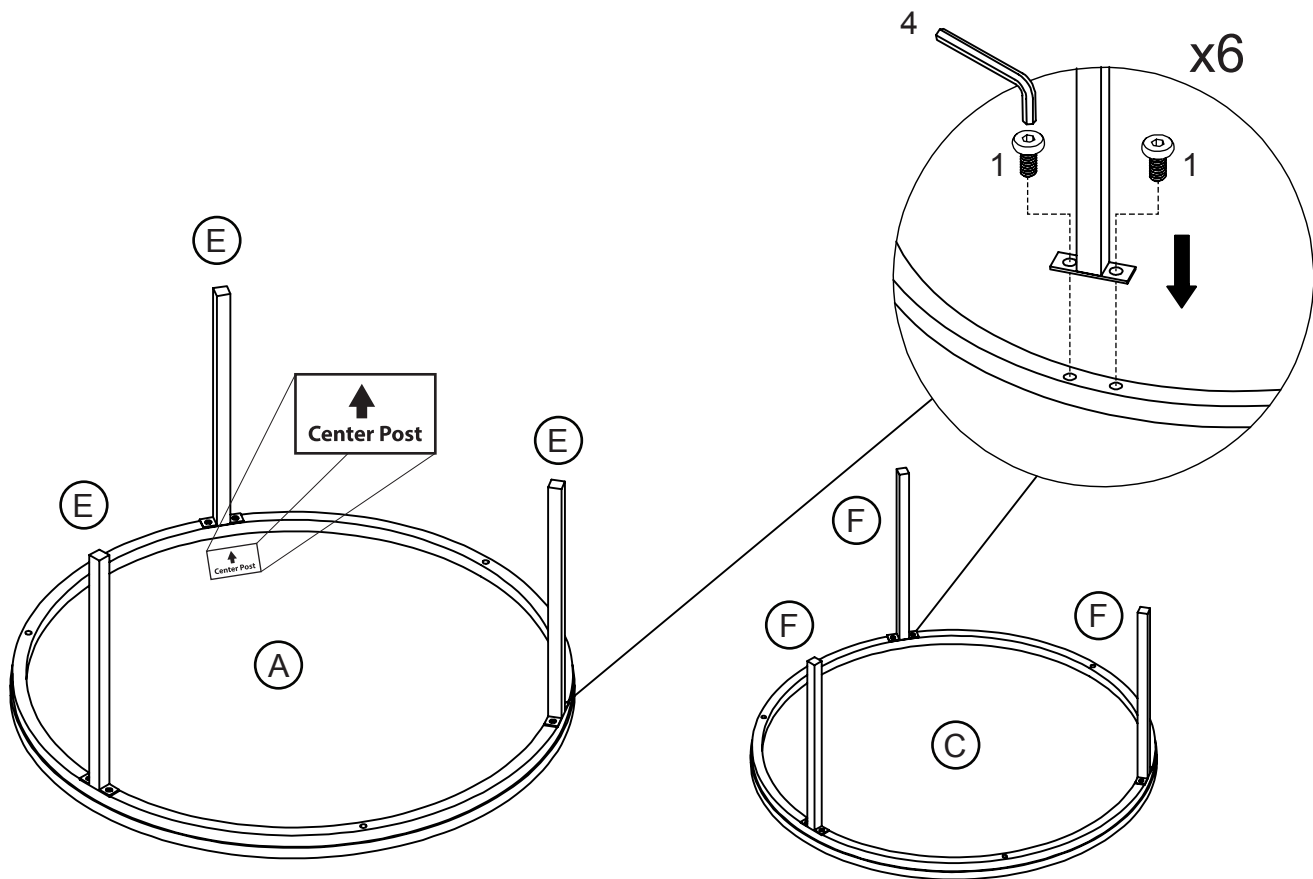


## IMPORTANT:

1. Do not tighten bolts / screws completely until all bolts / screws are lined up and inserted into holes.
2. Do not over tighten screws and bolts to avoid stripping.
3. Please use hand tools to assemble this product. Do not use power tools.

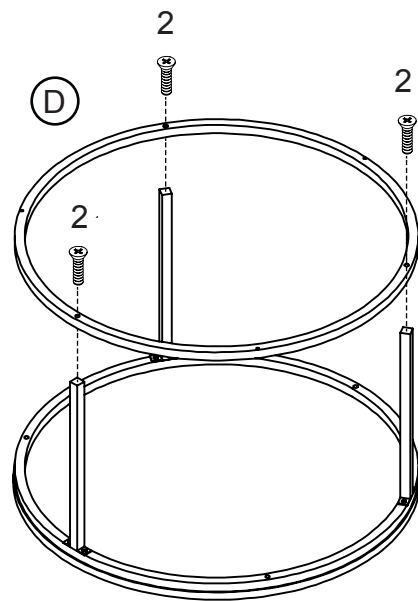
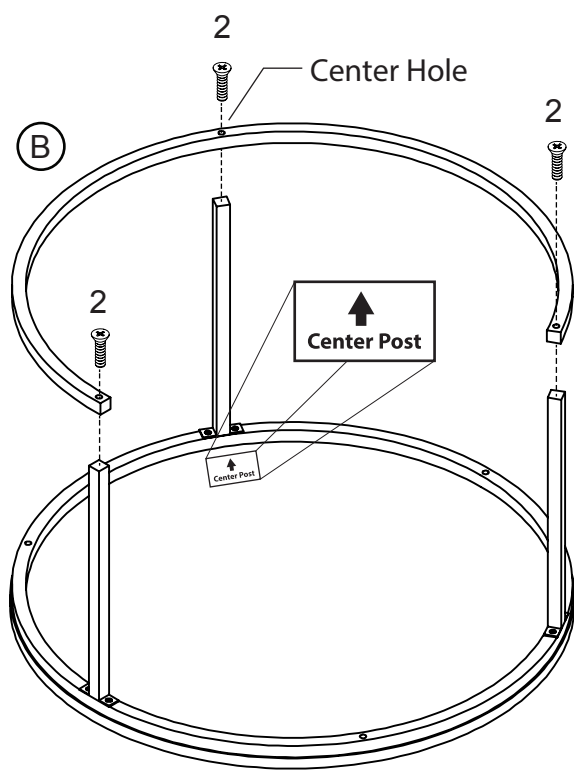
# Step 1

Let's get this thing fired up! Attach the top and center stretchers to the side frames.



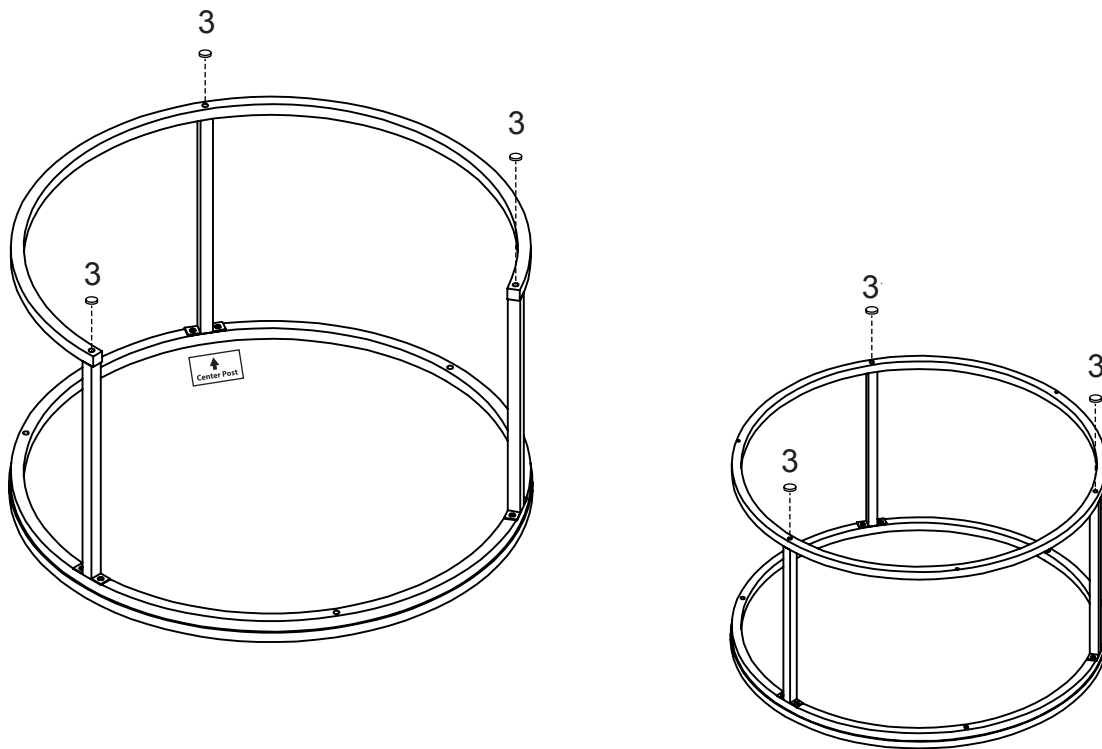
# Step 2

Don't forget: righty-tighty!

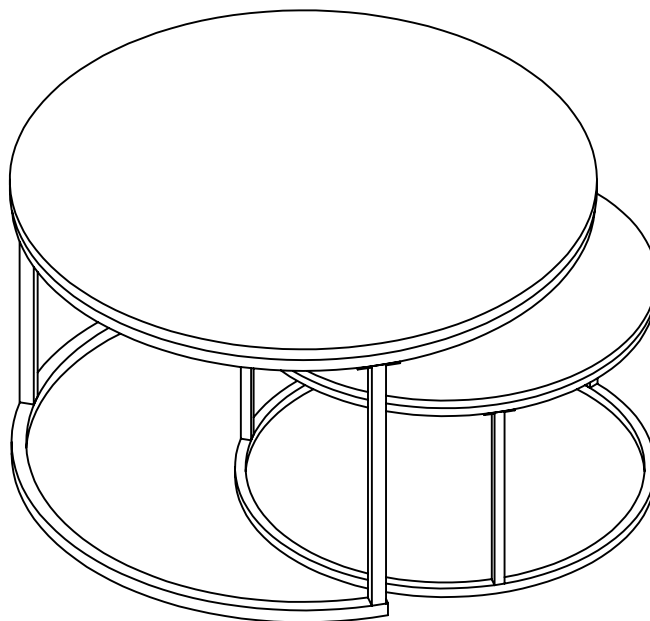


# Step 3

Last, but not least, attach the foodpads.



Ta-da! Flip it over, kick your feet up, and relax- you earned it!



# Safety first, fun later

---

We want your Coffee Table to last as long as possible, so we recommend that you tighten the screws 2 weeks after assembly and for added safety check the tightness of all screws every 2 months.

## **Safe use of this product starts with you.**

Use this coffee table responsibly with the primary concern for your safety. Follow assembly instructions carefully and inspect product upon receipt and each use.

## **Do not modify the structure of this product in any way:**

Our products have been tested to meet specific safety measures as they were originally intended to be sold. Any modifications will present the risk of creating significant safety issues which we will not be responsible for.

# Proper Use

---

- |               |   |
|---------------|---|
| <b>DO NOT</b> | use for commercial purposes                         |
| <b>DO NOT</b> | place on uneven floor or surface                    |
| <b>DO NOT</b> | use as a step-stool or stand on coffee table        |
| <b>DO NOT</b> | put hot serving liquid directly on the coffee table |
| <b>DO NOT</b> | leave spilled liquid on the coffee table            |
| <b>DO NOT</b> | use if coffee table is damaged or broken            |
| <b>DO NOT</b> | make temporary repairs                              |
| <b>DO NOT</b> | use outdoors  |

# **We are only in business if you're happy**

---

We do our best to ensure your furniture arrives without any problems, but occasionally mistakes happen - as humans we are imperfect beings. In the event that a part is damaged or missing, we will be more than happy to provide you with replacement part(s) for free.

## **Warranty**