




parts list

	A	Underseat Storage	1 pc
	B	Mini Underseat Storage	1 pc
	C	Nylon Strap with Buckle	2 pcs

	D	M10	2 pcs
	E	Metal Strap Clip	2 pcs

INSTALLATION STEPS

STEP1:

Flip up rear seats.



STEP2:

Run the nylon straps through metal clips.



STEP3:

Apply metal clips on factory thread beside rear seat hinge, snag and tighten 1/2” nuts.



STEP 4:

Place OEDRO[®] underseat storage on floor, slot side face to rear. Run the nylon straps through the slot.

STEP 5:

Reference Fig 4 to anchor the nylon straps.
Tighten and adjust strap to fix storage on floor.



STEP 6:

Place mini storage case into underseat storage for your needs.



STEP 7:

Flip down rear seat.

