

INSTALLATION INSTRUCTIONS FOR CP-4 AUTOMATIC GATE OPENER*

1. SERIAL NUMBER

There is a barcode serial number on the bottom of “puck” and on the product box. When calling to talk about your product, please have this number handy.



PRODUCT CODE YEAR MADE SERIAL NUMBER

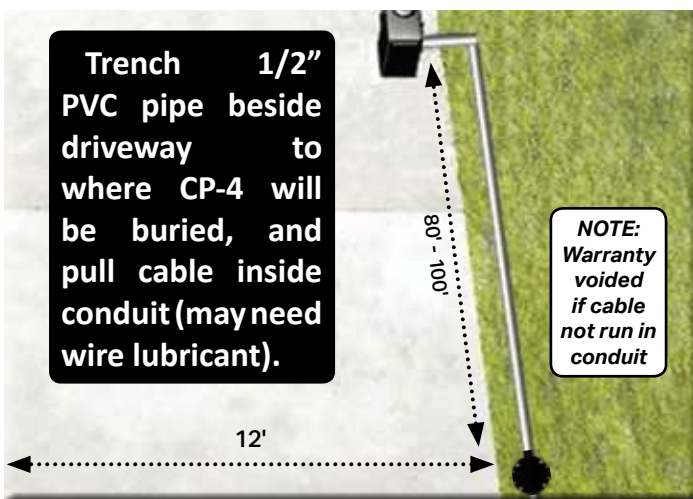
4. CONNECT TO GATE

CP-4 works with all gate operators—powered or solar. Connect wires as follows:

| POWER GATES | SOLAR GATES |
|--------------------|-----------------------------------|
| RED → POWER + | RED → POWER + |
| BLACK → POWER - | BLACK WHITE → GND or COM |
| WHITE → COMMON | |
| BLUE → EXIT N.O. | BLUE → FREE EXIT or OPEN TERMINAL |
| YELLOW → EXIT N.C. | |

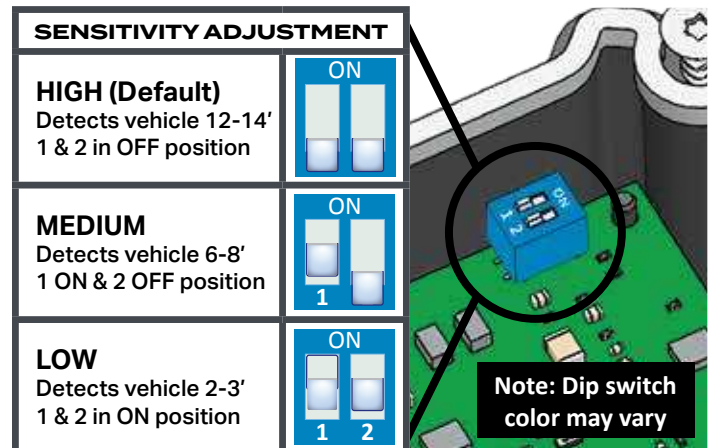
| VOLTAGE | CURRENT |
|----------|------------------------|
| 8-24 VAC | Standby: 30-70 μ A |
| 8-30 VDC | Alarm: 40-60 mA |

2. TRENCH PIPE & CABLE



5. TEST SENSITIVITY

NOTE: IN MOST CASES SENSITIVITY WILL **NOT** NEED TO BE ADJUSTED.

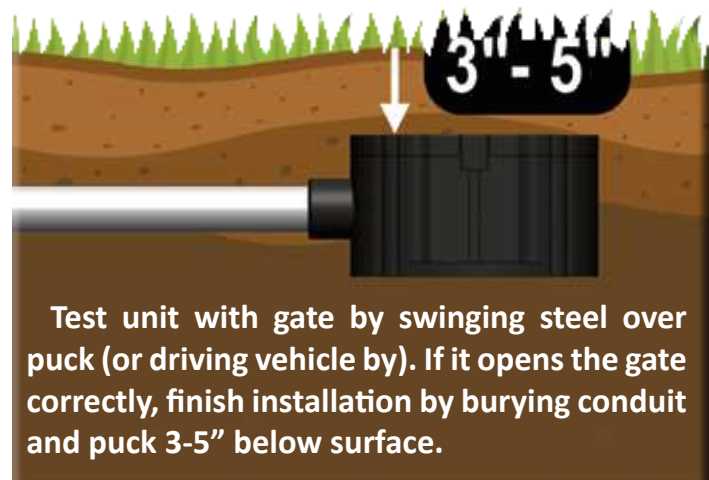


3. CONDUIT & SLIP JOINT



After pulling cable through plastic conduit, insert conduit inside slip joint on “puck.”
DO NOT GLUE (to un-install later, if needed).

6. BURY CONDUIT & “PUCK”



OTHER INSTRUCTIONS

- CP-4 may be installed above ground by screwing “puck” directly to post or building
- If above ground, make sure puck is immovable to eliminate false alarms
- If installed above ground, conduit is required to mechanically protect cable (animals will eat)

Install CP-4 at least:

- 6-10 feet away from buried power, telephone, or invisible dog fence
- 10 feet away from natural gas lines
- 20 feet away from power pole with a transformer
- 100 feet back from railroad traffic
- 200 feet away from high power substation power lines
- 80-100 feet back from gate operator

Technical Specifications

| | |
|----------------------|---|
| Power Required | 8–24 VAC or 8–30 VDC |
| Stand-By Current | 30–70 Microamps (µA) |
| Alarm Current | 30–40 Milliamps (mA) |
| Relay Time | 2–3 seconds |
| Relay Contacts | SPDT, floating, N.O. or N.C. (Form C) |
| Relay Contact Rating | 1 amp/24 VDC (1 mA at 5 VDC min. load) |
| Enclosure Rating | IP67 |
| Strength Rating | 9.53 ton-force 8646 kgf |
| Temperature Range | -25° F. – +140° F. -32° C. – 60° C. |
| Dimensions | 4.5 in. dia. x 2.5 in. high |
| Weight | 5 lbs. with 100 ft. cable |

RETURNING MERCHANDISE

CONSUMER: Contact us at (800) 878-7829

INSTALLER: CALL BEFORE DIGGING UP

Call us to troubleshoot and receive a Return Merchandise Authorization (R.M.A.) number. Write R.M.A. number on return shipping box and any correspondence included with defective product.

5 YEAR WARRANTY

All Cartell products are warranted against defects in material and workmanship for five years.

This warranty does not cover defects caused by, but not limited to: acts of God, improper installation, abuse, fire damage, electrical surges, and damage to cable caused by slicing, pulling, tangling, improper splicing or not running in non-metallic conduit.



cartell[®]



The CP-4 complies with part 15 of the FCC Rules. Operation is subject to the following two conditions: (1) This device may not cause harmful interference, and (2) this device must accept any interference received, including interference that may cause undesired operation.