Mytrix

Wireless Gaming Headset

Tac Master

G900



User Manual

Please read all instructions carefully
and retain for future use

Product Information

Product model	G900
Charging Time	≈3H
Continuous Operating Time	40H+
Speaker Diameter	50MM
Speaker Impedance	32Ω±15%
Rated input	5V ⎓ 30mA
Polar Pattern	Omni-Directional
Microphone frequency response	100HZ-10KHZ
Latency Time	20ms
Transmit-receive Distance	15M

Package Contents

Gaming Headset G901

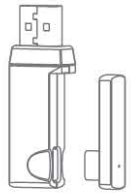

Headphone cable

Detachable
Noise-cancelling
Microphone

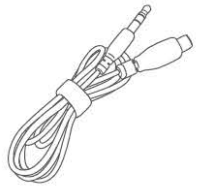

Headphone cable *1

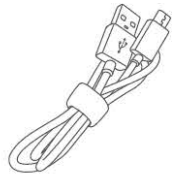

Charging Cablet

User Manual

Operation Guide

1. Microphone on/off； Switch between Bluetooth/2.4G mode； Turn the light on/off
2. On/Off Pause/Play
3. Indicator light
4. Charging mouth； Audio interface
5. Microphone
6. Volume +/-
7. RGB light

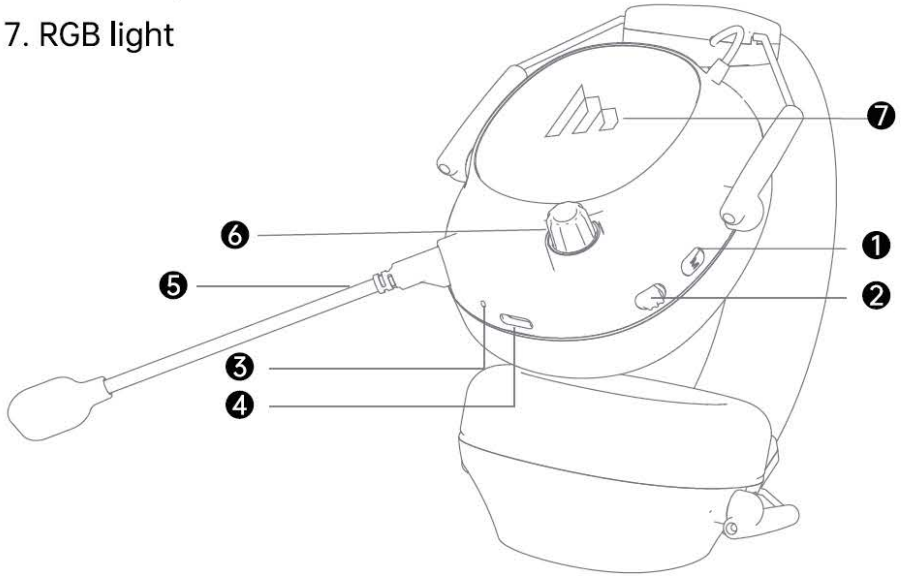

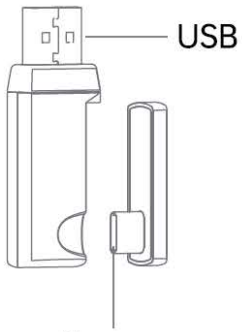

Detachable
Noise-cancelling Microphone

Product Description

M

🎙	M x1	Click Microphone on / off
💡	M x2	switch Bluetooth /2.4G
⟳	M 3″	Light on / off

⏻

⏻	x1	Pause/play
⏻	3″	turn on/off

●

🔈+	Volume+
🔈-	Volume-

Wireless Connection

1.Plug the USB Transmitter into the USB Port on your PC, PS4/5/Switch(Invalid microphone).Not support Xbox all series. (During the pairing process, the blue and red lights on the 2.4G receiver will be flashing. Once the pairing is successful, the blue light will remain constantly on.)

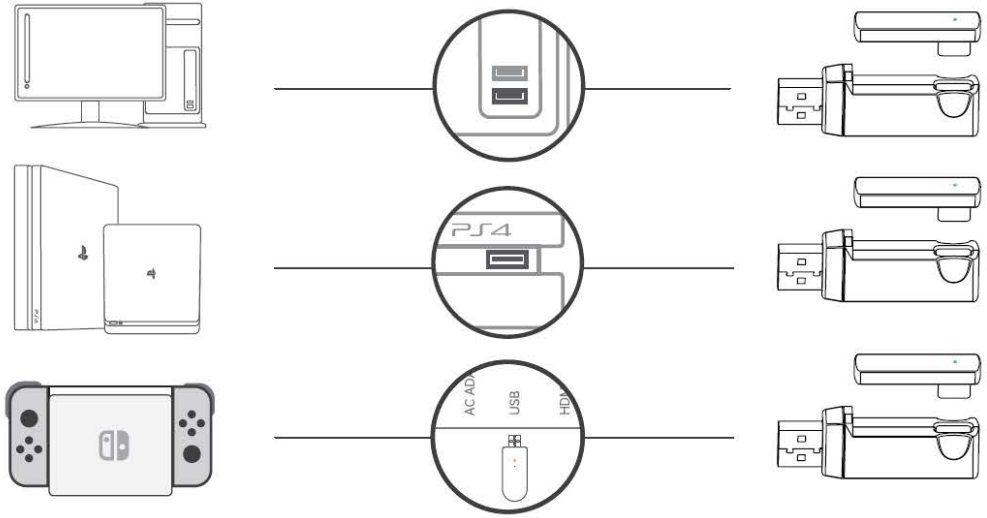

2.By double-clicking the M button, the red and blue lights will start flashing, indicating that the device has entered pairing mode, accompanied by an audio prompt saying "Bluetooth mode." Open the Bluetooth on your phone, find the Bluetooth option in the "Settings," and then search for **" G901 "**

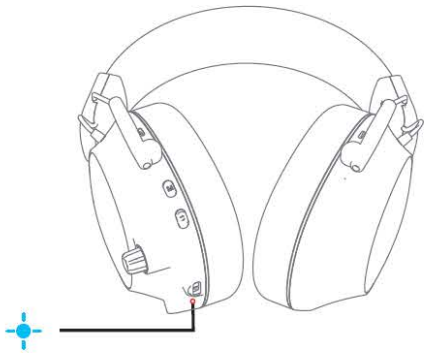

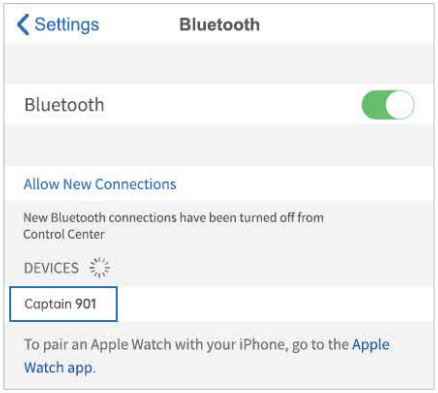

Bluetooth ●

Allow New Connections

New Bluetooth connections have been turned off from Control Center

DEVICES

Captain 901

To pair an Apple Watch with your iPhone, go to the Apple Watch app.

Wired Connection

Applicable Devices :

PC/Xbox ONE" /PS4/5/Switch/Mobile Device

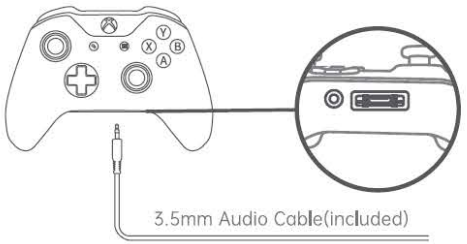

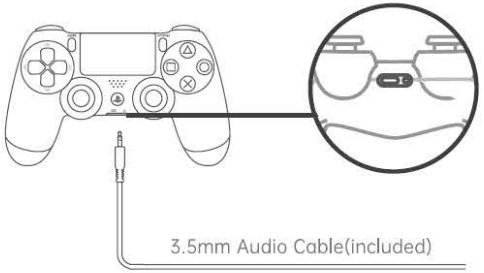

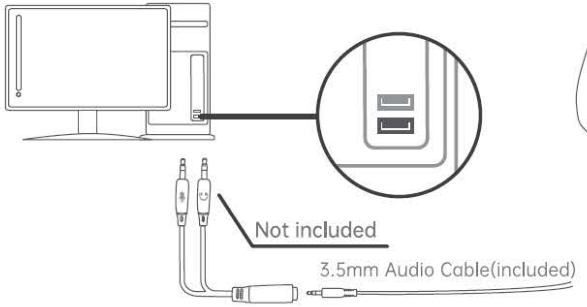

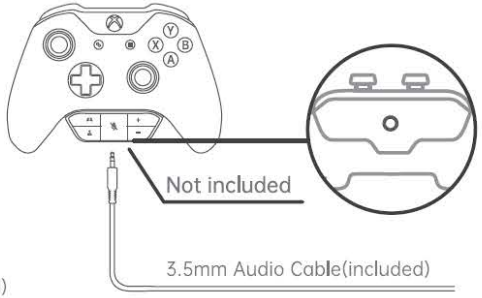

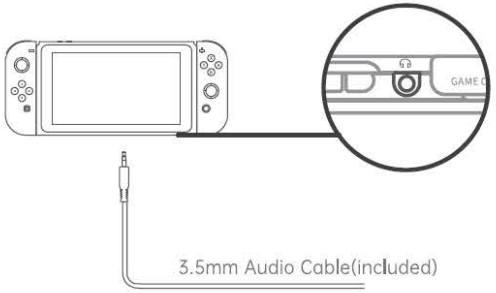

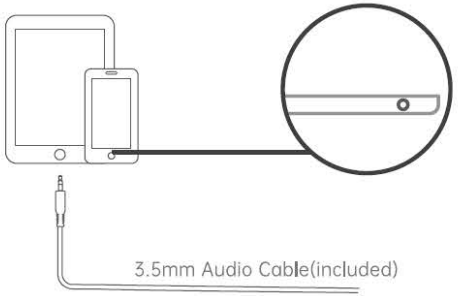

Precautions

- ❗ Don't attempt to disassemble the unit and change anypart,except there is operation method mentioned in themanual.
- ❗ Don't expose the unit to liquid, moisture or humidity,since it is not a waterproof product.
- ❗ Disconnect the unit with your Bluetooth device and moveit to the safe area if the liquid get inside the unit.
- ❗ Don't assemble or disassemble the unit to avoid electricshock, if there is water on your hands.
- ❗ Don't expose the unit to extremely high temperature ordispose of the unit in fire as it will result in an explosion.
- ❗ Don't place the unit in an electromagnetic interferenceenvironment to avoid malfunction.

CONTACT US

If you have any questions or problems with our products, please feel free to contact us and we will solve your problems as soon as possible.

✉ **Email:** cs@mytrixtech.com

🌐 **Website:** www.mytrixtech.com

FCC Warning

This device complies with Part 15 of the FCC Rules. Operation is subject to the following two conditions:
(1) This device may not cause harmful interference, and (2) this device must accept any interference received, including interference that may cause undesired operation.

NOTE 1: This equipment has been tested and found to comply with the limits for a Class B digital device, pursuant to part 15 of the FCC Rules. These limits are designed to provide reasonable protection against harmful interference in a residential installation. This equipment generates, uses and can radiate radio frequency energy and, if not installed and used in accordance with the instructions, may cause harmful interference to radio communications. However, there is no guarantee that interference will not occur in a particular installation. If this equipment does cause harmful interference to radio or television reception, which can be determined by turning the equipment off and on, the user is encouraged to try to correct the interference by one or more of the following measures:
- Reorient or relocate the receiving antenna.
- Increase the separation between the equipment and receiver.
-Connect the equipment into an outlet on a circuit different from that to which the receiver is connected.
-Consult the dealer or an experienced radio/TV technician for help.

NOTE 2: Any changes or modifications to this unit not expressly approved by the party responsible for compliance could void the user's authority to operate the equipment.

RF Exposure Statement
The device has been evaluated to meet general RF exposure requirement. The device can be used in portable exposure condition without restriction.

The device must not be co-located or operating in conjunction with any other antena or transmitter.

Mytrix