


说明书尺寸: 87x80mm


YINPAGE 音贝奇



— 真无线主动降噪耳机 —

Real 1 Pro

使用说明书




[扫码下载“音贝奇”APP]

四、产品安全信息

在使用本产品前请阅读所有的提示和警告，不规范使用将会给产品或人身安全带来损害。

- 1.产品内含电池，请勿将本产品暴露在强日照或炉等过热环境中。请勿将本产品存储在高温，强光及强磁环境下。
- 2.产品不可放置在火源附近等恶劣环境中，禁止敲击，投掷，践踏，挤压或投入火中；若出现鼓胀，请勿使用。
- 3.产品使用温度：45℃以下。
- 4.请勿违反说明书不恰当使用，造成产品损坏或危及人身安全，后果自行承担。
- 5.非专业人员严禁分解本产品，否则可能会导致起火，甚至彻底损坏本产品。
- 6.请勿使用超出本产品电流负载（用电器），超出负载会自动停止工作。
- 7.请定期用干净的棉布对耳机充电触点进行清洁，以避免长期不清洁导致耳机无法充电或开机的情况。
- 8.请勿将本产品置于水中（或洗衣机中），若产品出现进


YINPAGE



— TWS Wireless headset —

Real 1 Pro

instructions for use

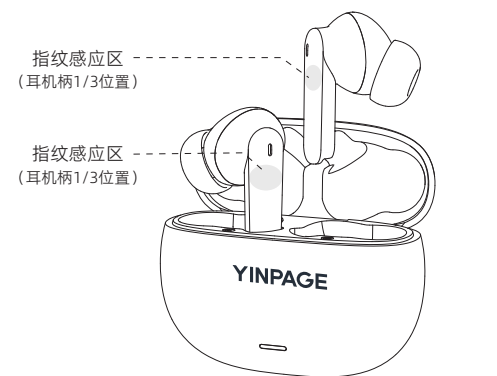


[Scan the QR code to download "YINPAGE" the APP]

4. Product safety information

may cause damage to the product or personal safety.

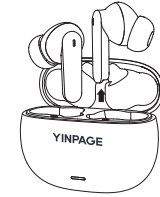
- 1. The product contains batteries. Please do not expose this product to strong sunlight or overheating environments such as stoves. Do not store this product in high temperature, strong light or strong magnetic environments.
- 2. The product cannot be placed in harsh environments such as near fire sources. It is prohibited to knock, throw, trample, squeeze or throw it into fire; if it bulges, do not use it.
- 3. Product operating temperature: below 45°C.
- 4. Please do not violate the instruction manual and use it inappropriately, causing damage to the product or endangering personal and property safety. You will be responsible for the consequences.
- 5. Non-professionals are strictly prohibited from disassembling this product, otherwise it may cause a fire or even completely damage the product.
- 6. Do not use electrical appliances that exceed the current load of this product. If the load is exceeded, it will automatically stop working.
- 7. Please clean the charging contacts of the earphones regularly with a clean cotton cloth to avoid the inability to charge or turn on the earphones due to long-term uncleaning.



指纹感应区
(耳机柄1/3位置)

指纹感应区
(耳机柄1/3位置)

YINPAGE



YINPAGE

一、开/关机；连接开机

耳机从充电仓取出即可自动开机

水情况，请等待其自然晾干后再使用。
9.防潮袋，除味珠等配件物料，放至儿童无法接触到的位置，防止误食；切勿置于水中，避免产生激烈化学反应，影响人身及财产安全，后果自行承担。

电子信息产品有害物质声明:				
有害物质或元素	塑料部件	金属部件	线路板	线缆
铅	BL	BL	BL	BL
汞	BL	BL	BL	BL
镉	BL	BL	BL	BL
六价铬	BL	BL	BL	BL
多溴联苯&多溴二苯醚	BL	NA	BL	BL

本表格依据SJ/T11364 规定编制。
注：OL=超出限值，BL=低于限值，X=不确定，NA=不适用。
执行标准：GB/T 26572-2011

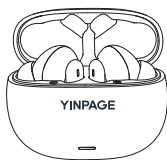
2.连接
首次连接设备，请将两只耳机同时取出，打开手机搜索“YINPAGE Real 1 Pro”进行连接。接成后，后续使用，无需重复连接。

3.关机
耳机放入充电仓即可关机充电
注意：蓝牙无连接状态，5分钟自动关机


二、功能操作

按键功能	操作	提示音	指示灯
接听/挂断	单击	/	/
播放/暂停	单击	/	/


五、包装清单




耳机*1



大小中耳帽*1
(该耳机带一副)



充电线*1



说明书/保修卡*1

六、保修政策

1.签收之日起7天无理由退货，15天免费包换（如：天猫，京东等），非质量问题的退换货邮费需由消费者承担，再次发货的邮费由商家承担。如有发票和赠品，请一并寄回。

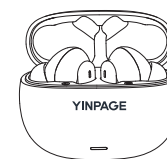
2.如果您是在当地门店购买，您可到当地售后服务中心享受本公司提供的自购买之日起15天包换服务，如当地无售

2. connect
When connecting the device for the first time, please take out both earphones at the same time, open your phone and search for "YINPAGE Real 1 Pro" to connect. After the connection is successful, there is no need to connect again for subsequent use.


3.Power off
The earphones can be turned o f and charged when placed in the charging compartment.
Note: Bluetooth is not connected and will automatically shut down after 5 minutes.

2. Functional operation			
Key Function	manipulate	Prompt tone	Indicator Lights
Answer/ hang up	click	/	/
Play/ Pause	click	/	/


5. Packing list




Earphones*1



Small, medium and large ear caps*1
(included earphones own case)



Charging cable*1



Instruction manual/ warranty card*1

FCC Caution:
This device complies with part 15 of the FCC Rules. Operation is subject to the following two conditions: (1) This device may not cause harmful interference, and (2) this device must accept any interference received, including interference that may cause undesired operation. Any changes or modifications not expressly approved by the party responsible for compliance could void the user's authority to operate the equipment.
NOTE: This equipment has been tested and found to comply with the limits for a Class B digital device, pursuant to Part 15 of the FCC Rules. These limits are designed to provide reasonable protection against harmful interference in a residential installation. This equipment generates, uses and can radiate radio frequency energy and, if not installed and used in accordance with the instructions, may cause harmful interference to radio communications. However, there is no guarantee that interference will not occur in a particular installation. If this equipment does cause harmful interference to radio or television reception, which can be determined by turning the equipment off and on, the user is encouraged to try to correct the interference by one or more of the following measures:
—Reorient or relocate the receiving antenna.
—Increase the separation between the equipment and receiver.
—Connect the equipment into an outlet on a circuit different from that to which the receiver is connected.
—Consult the dealer or an experienced radio/ TV technician for help.
The device has been evaluated to meet general RF exposure requirement. The device can be used in portable exposure condition without restriction.

拒接电话	长按	/	/
下一曲	双击右耳	/	/
游戏模式	双击左耳	游戏模式/ 音乐模式	/
语音助手	三击	/	/
降噪模式	长按	普通/通透/降噪	/
低电报警	当电池电压低于3.2v	和弦音	白灯慢闪 (约1分钟一次)
低电关机	当电池电压低于3.1v 耳机将自动关机	和弦音	白灯闪3次
恢复出厂设置	蓝牙断开状态，长按耳机8秒复位重启，单/双耳均可操作。复位后清除手机配对信息及对耳机组队	/	白、冰蓝灯同时亮起1s后重启耳机
耳机充电	耳机放入充电仓即可自动充电	/	充电白灯长亮，充电仓亮冰蓝灯，充满后耳机转蓝灯10秒后熄灭

后服务中心，可委托经销商进行包换服务，
3.您所购买的商品，经本公司检测确定后，可享受12个月（产品质量原因）保修服务，服务方式-客户送修；随机配件为消耗品，不在保修范围。

非保修条例
1.未经授权维修、误用、碰撞、疏忽、滥用、事故、改动，或撕毁涂改标贴、防伪标记；
2.产品原序列号标签有涂改，替换，撕毁等现象；
3.质保凭证上的型号，编号与产品实物不符的；
4.产品超出本公司规定的质保期限；
5.非正常使用导致外表破损；
6.外包装及内附的赠品，销售人员承诺的产品之外的服务及附加的配置和赠品；
7.不当存储：如产品长时间暴露在非正常温度，温度环境中导致的性能损害；
8.未按操作说明，人为滥用误用，擅自改装造成产品损坏的，因不可抗力造成的损坏。