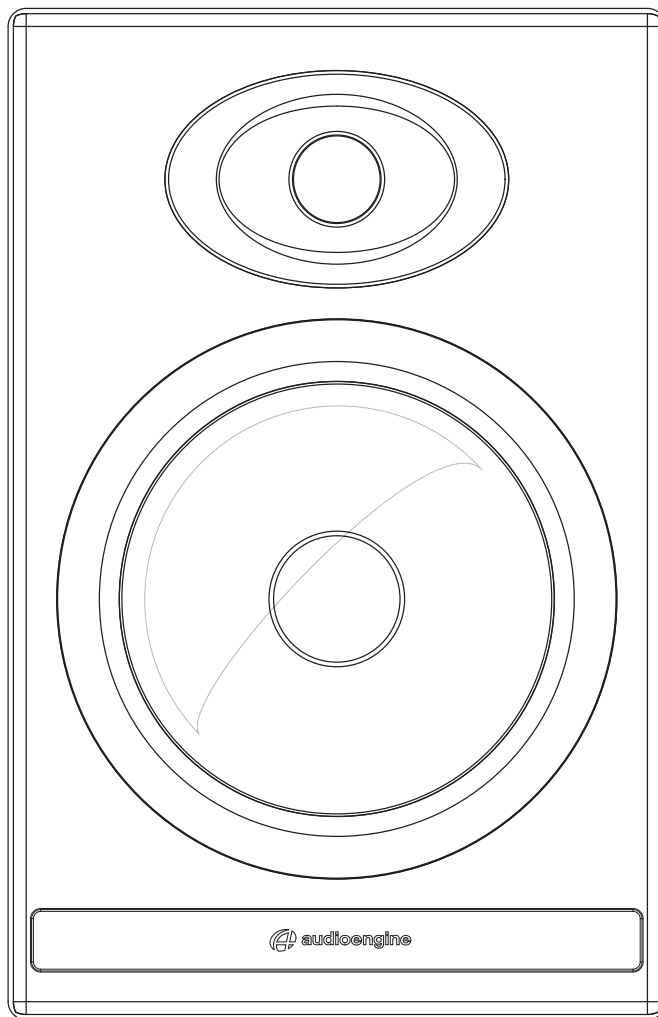
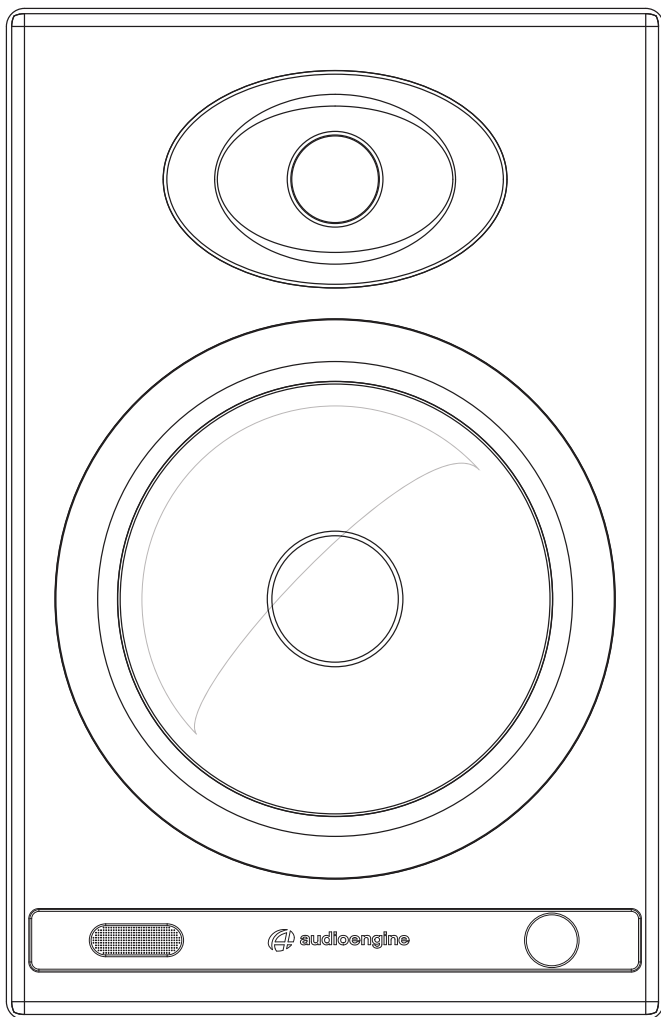


audioengine **HD5**



Premium Home Music System



Qualcomm
aptX HD



Quickstart Guide

Welcome to the Audioengine family and congratulations on your purchase of the HD5 Home Music System.

Audioengine is dedicated to bringing you the highest-quality listening experience possible and the HD5 was designed with the same attention to detail and operational simplicity as all our other products.

We wish to sincerely thank our customers and the entire Audioengine team for the inspiration to create yet another great product.

What's in the box

HD5 powered (left) speaker
HD5 passive (right) speaker
Magnetic speaker grills
Bluetooth antenna
Remote control
Speaker wire
AC power cord
Mini-jack audio cable
RCA audio cable
Microfiber speaker bags
Microfiber cable bag
Quickstart guide



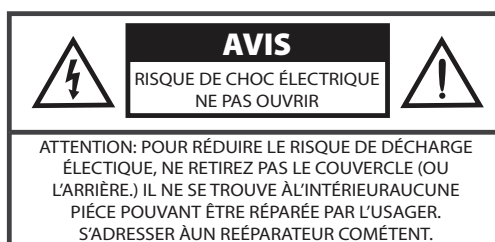
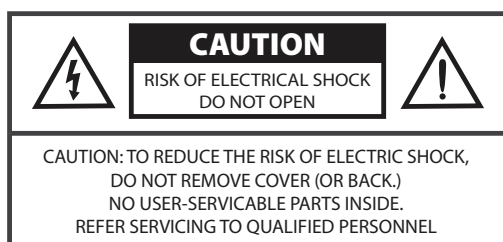
Features

Built-in analog power amplifiers
Bluetooth® with aptX HD®, extended range, & 24-bit upsampling DAC
24-bit digital optical TOSLINK input
Dual analog inputs and variable audio output
Hand-built cabinets and high-quality connectors
Custom aramid fiber woofers and silk dome tweeters

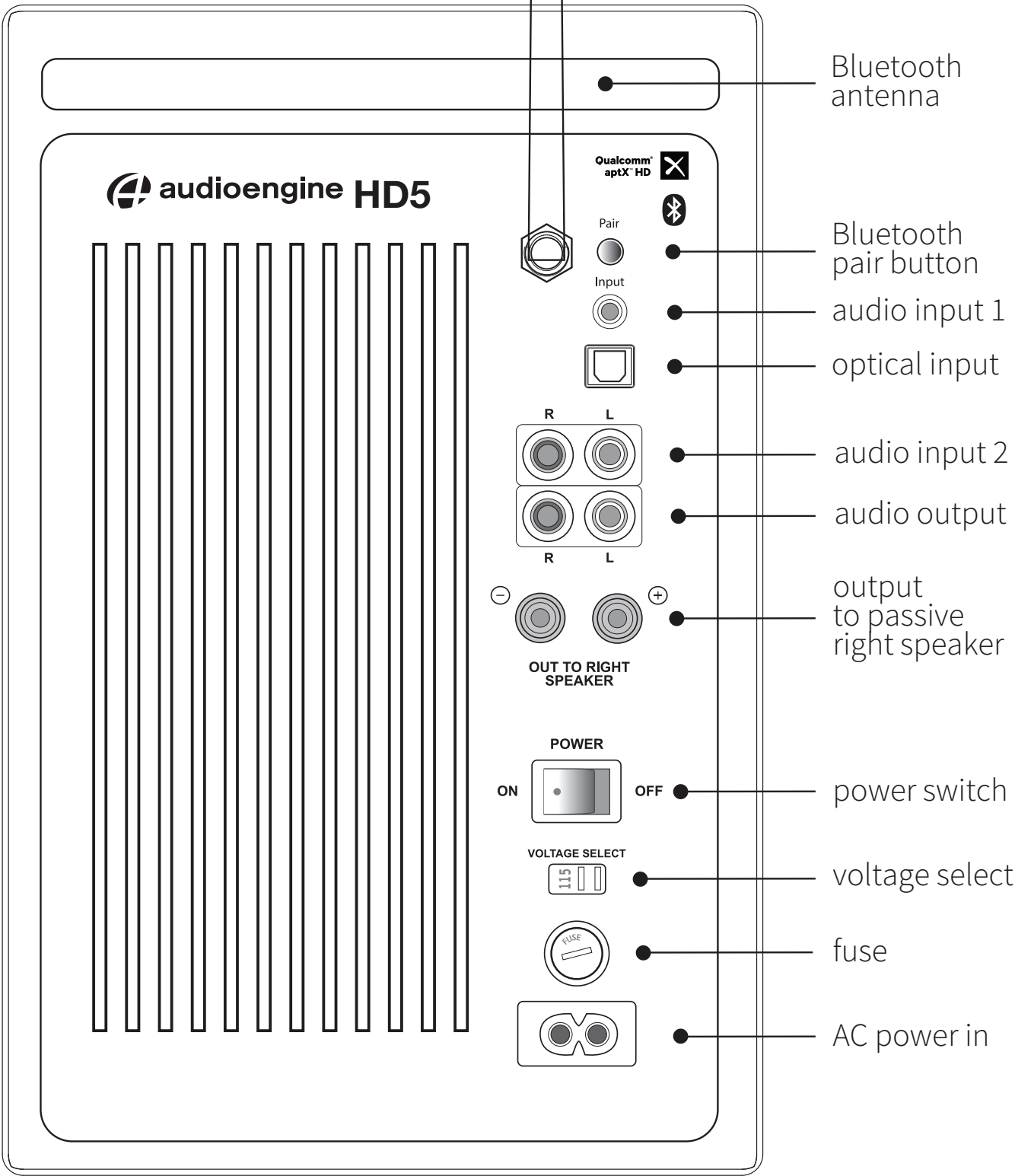
Safety Instructions

1. Please read these instructions before using this product.
2. Keep these instructions for future reference.
3. Heed all warnings on the product and in this guide.
4. Follow all instructions.
5. Do not use this apparatus near water or moisture.
6. Clean only with a dry cloth and as directed by the manufacturer.
7. Do not block any ventilation openings. Install in accordance with the manufacturer's instructions.
8. Do not install near any heat sources, such as radiators, heat registers, stoves or other apparatus that produce heat.
9. Do not defeat the safety purpose of the polarized or grounding-type plug. A polarized plug has two blades with one wider than the other. A grounding-type plug has two blades and a third grounding prong. The wider blade or third prong are provided for your safety.
10. Protect the power cord from being walked on or pinched, particularly at plugs, convenience receptacles, and the point where they exit from the apparatus.
11. Use only attachments or accessories specified by the manufacturer.
12. Use only with the cart, stand, tripod, bracket or table specified by the manufacturer or sold with the apparatus. When a cart is used, use caution when moving the cart/apparatus combination to avoid injury from tip-over.
13. Unplug this apparatus during lightning storms or when unused for long periods of time to prevent damage to this product.
14. Refer all servicing to qualified service personnel. Servicing is required when the apparatus has been damaged in any way such as power supply cord or plug is damaged, liquid has been spilled or objects have fallen into the apparatus, the apparatus has been exposed to rain or moisture, does not operate normally, or has been dropped.

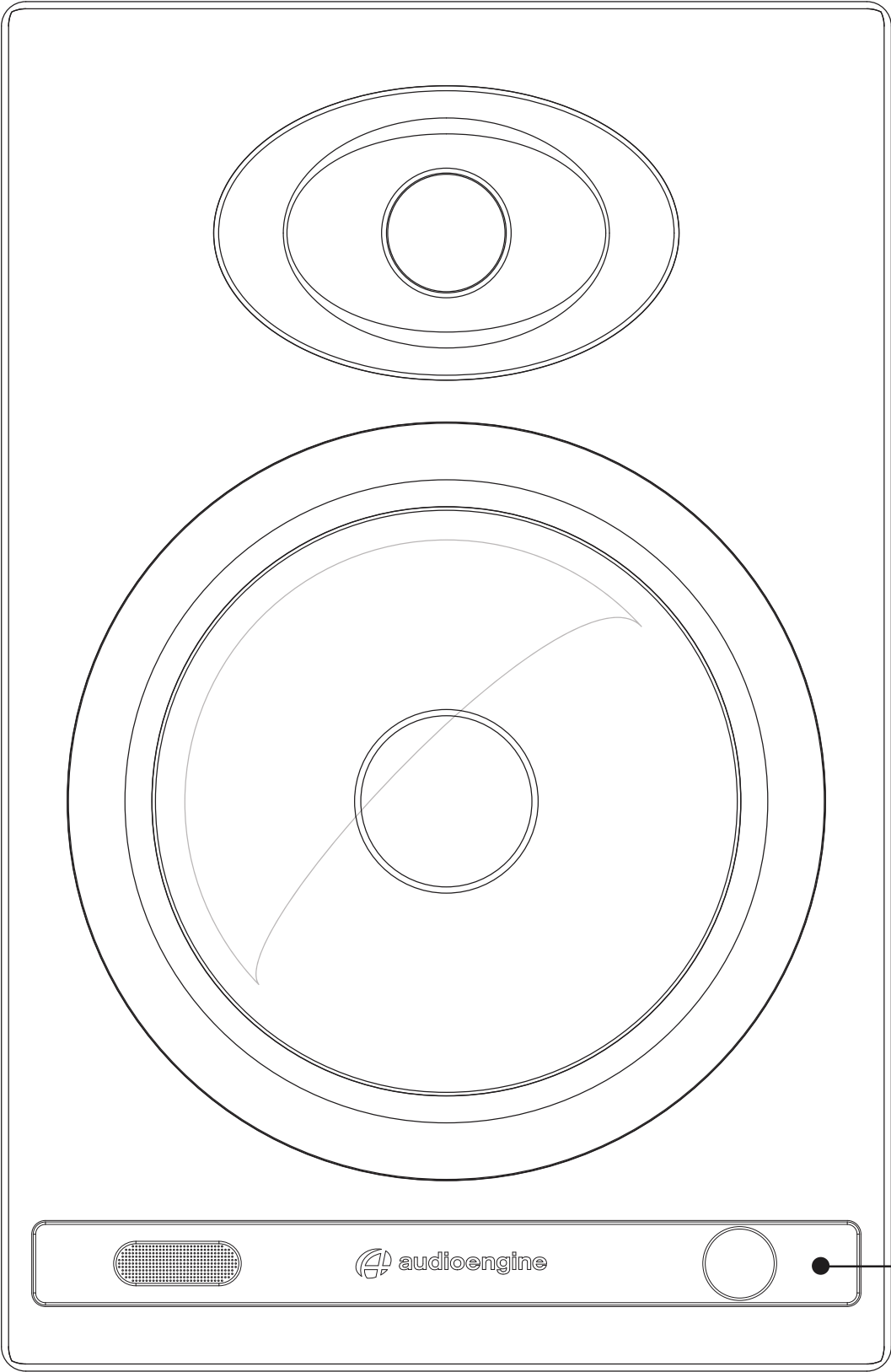
Operating Temperature Range: 32° to 104°F (0° to 40°C)



HD5 left speaker (rear)



HD5 left speaker (front)



volume
mute/sleep

Quick Setup

- 1** Connect the included speaker wire from the HD5 left (powered) speaker to the right (passive) speaker.
- 2** Connect the Bluetooth antenna to the HD5 rear panel.
- 3** Connect the AC power cord to the HD5 rear panel and plug the other end into a power outlet.

Wireless connection

- 4** Turn on the HD5 power switch located on the rear panel. HD5 will automatically go into Bluetooth “pair mode” and the Pair button on the HD5 rear panel will flash.
- 5** On your device (phone, tablet, computer, etc), turn on Bluetooth and go to Bluetooth preferences.
- 6** Select “Audioengine HD5” to pair and connect. The Pair indicator on the HD5 rear panel should be solid.
- 7** Play your music and adjust volume levels on HD5 and your device.

To add additional devices put HD5 back into pair mode by disconnecting HD5 from your device or by pressing and holding the Pair button on the HD5 rear panel until the pair indicator starts flashing.

HD5 can wirelessly connect to only one device at a time, however it will remember up to six different devices.

Wired connection

- 8** Connect one of the included audio cables to your music source (phone, tablet, computer, TV, etc.) and the other end to an input on the HD5 rear panel.
- 9** Play your music and adjust the volume on the speakers and your device to the desired listening levels.

Optical input

The Toslink digital optical input on the HD5 rear panel can accept PCM stereo streams from any optical source, such as a TV, computer, media server, or any product with an optical output.

Variable audio output

HD5 includes a variable full-range preamp audio output so you can connect a subwoofer, wireless adapter, or another music system. The HD5 output is adjustable so the volume level can be controlled from the HD5 front panel or remote control.

Inputs and volume settings

Multiple devices may be connected to the speakers at the same time and the wireless and aux inputs are open and active, so it's easy to switch between your phone, tablet, computer, TV, etc.

HD5 includes built-in power amplifiers so do not connect the HD5 speaker terminals directly to the speaker outputs of a stereo receiver or amplifier.

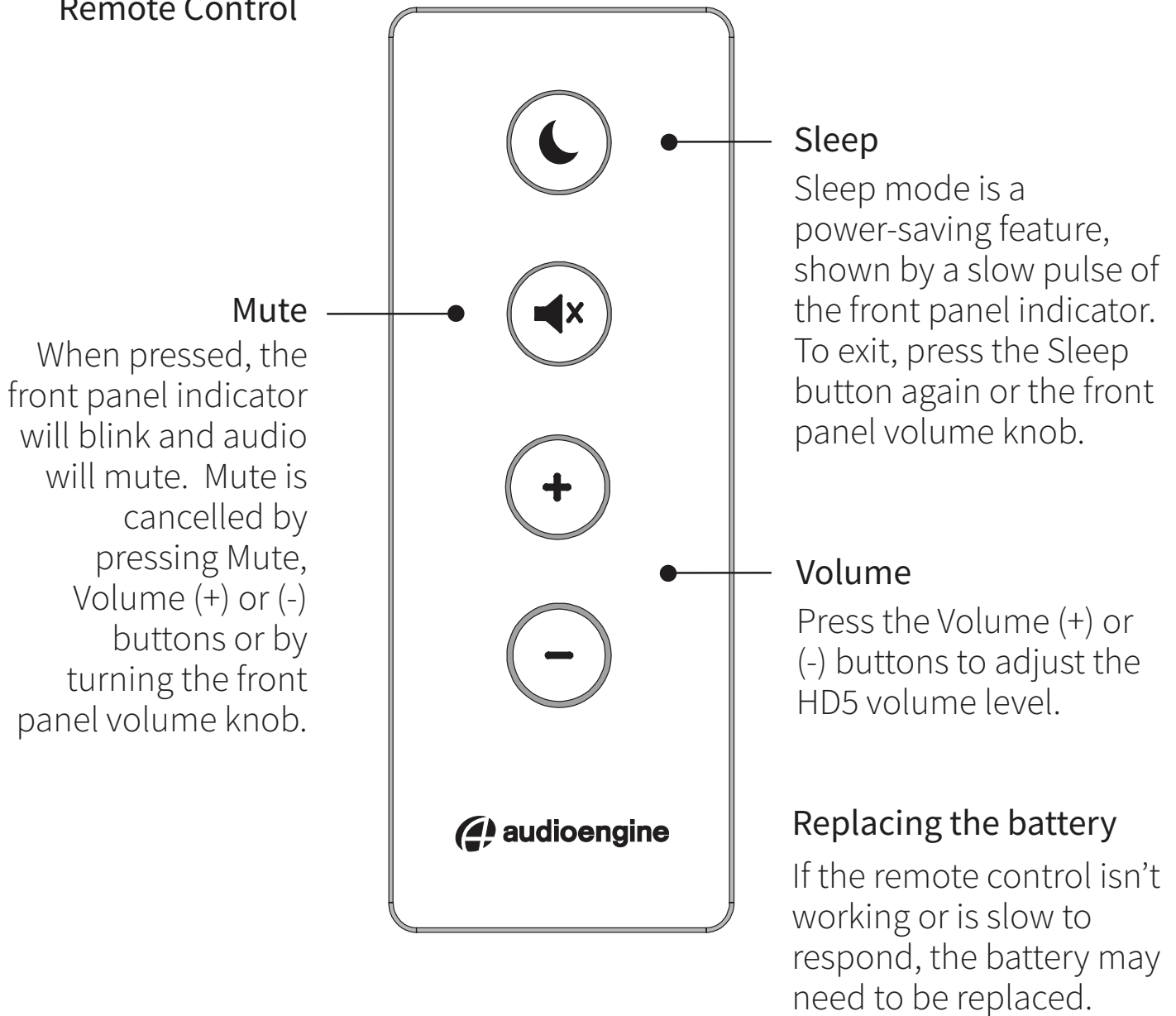
Break-in period

Your HD5 speakers will sound great right out of the box and will sound even better over time. However, it's best to give them 40 to 50 hours of "break-in time" before doing any critical listening.

Cleaning

We don't recommend using any solvents or cleaners on Audioengine cabinets or speakers. Just wipe down with a soft, dry cloth.

Remote Control



Warning

This product contains a coin/button cell battery. If the coin/button cell battery is swallowed it can cause severe internal burns and can lead to death.

Keep new and used batteries away from children. If the battery compartment does not close securely, stop using the remote control.



WARNING: DO NOT INGEST BATTERY, CHEMICAL BURN HAZARD.

Need help?

Extra tips, troubleshooting, FAQs and updates to this guide can be found on our website: **audioengine.com/support-inquiry**

And if you have questions or need help, please contact our customer support team: **audioengine.com/support-inquiry**

Warranty information

All Audioengine products have a 3-year Limited Warranty on parts and labor from date of purchase. The Limited Warranty applies only to Audioengine products purchased in the United States. Your warranty is automatic, so there is no need to register. For Limited Warranty coverage elsewhere, please contact the Audioengine dealer, reseller, or distributor in your country or region.

What is covered

All defective parts or faulty workmanship.

What is not covered

The Audioengine Limited Warranty does not cover damage caused by accident, misuse, abuse, neglect, excessive moisture, lightning, power surges, other acts of nature, unauthorized product modification or repairs, or failure to follow the instructions outlined in this guide.

What we will do

We will repair or replace any defective parts, at our option, within a reasonable amount of time and free of charge any time during the warranty period. After service, we will be responsible for shipping the product back to you at our expense.

What we ask from you

You will be responsible for shipping charges to Audioengine or to an authorized dealer. We recommend you keep the original shipping materials to prevent shipping damage if service is needed. Audioengine cannot be responsible for any damages incurred during shipping due to poor packing, so please pack well and make sure to insure your shipment.

How to obtain Audioengine warranty service

If you have any questions or feel you may need service, contact the reseller where you purchased your product. You can also visit our support portal at audioengine.com/support-inquiry, where you will find a searchable Knowledge Base. And if you don't find an answer to your question you can easily contact us by opening a support ticket.

We will do everything we can to answer your questions and resolve any issues as quickly as possible.

Exclusive remedy

This Limited Warranty is fully transferable provided the current owner furnishes the proof of purchase and that the serial number on the product is intact. THE MAXIMUM LIABILITY OF AUDIOENGINE SHALL NOT EXCEED THE ACTUAL PURCHASE PRICE PAID BY YOU FOR THE PRODUCT. IN NO EVENT SHALL AUDIOENGINE BE LIABLE FOR SPECIAL, INCIDENTAL, CONSEQUENTIAL OR INDIRECT DAMAGES.

Product returns and refunds

We sincerely hope you get as much enjoyment from our products as we've had creating them. However, should you have an issue or are not satisfied with any Audioengine product for any reason contact the reseller where you purchased or contact us directly:

support@audioengine.com

FCC Part 15 Notice

This device complies with Part 15 of the FCC Rules. Operation is subject to the following two conditions:

- 1) This device may not cause harmful interference.*
- 2) This device must accept any interference received, including interference that may cause undesired operation.*

Changes or modifications not expressly approved by the party responsible for compliance could void the user's authority to operate the equipment.

This equipment has been tested and found to comply with the limits for a Class B digital device, pursuant to Part 15 of the FCC Rules. These limits are designed to provide reasonable protection against harmful interference in a residential installation.

This equipment generates, uses, and can radiate radio frequency energy and, if not installed and used in accordance with the instructions, may cause harmful interference to radio communications. However, there is no guarantee that interference will not occur in a particular installation. If this equipment does cause harmful interference to radio or television reception, which can be determined by turning the equipment off and on, the user is encouraged to try to correct the interference by one or more of the following measures:

- Reorient or relocate the receiving antenna.*
- Increase the separation between the equipment and receiver.*
- Connect the equipment into an outlet on a circuit different from that to which the receiver is connected.*
- Consult the dealer or an experienced technician for help.*

FCC Radiation Exposure Statement

This equipment complies with FCC radiation exposure limits set forth for an uncontrolled environment. This equipment should be installed and operated with minimum distance 20cm between the radiator & your body.

Information for Users on Disposal of Old Equipment [European Union]



This symbol indicates that the electrical and electronic equipment should not be disposed as general household waste at its end-of-life. Instead, the product should be handed over to the applicable collection point for the recycling in accordance with your national legislation.

By disposing of this product correctly, you will help to conserve the environment and human health that could otherwise be caused by inappropriate waste handling of this product. For more information about collection point and recycling of this product, please contact your household waste disposal service or the shop where you purchased the product. Penalties may be applicable for incorrect disposal of this waste, in accordance with national legislation.

[Other Countries outside the European Union]

If you wish to dispose of this product, please do so in accordance with applicable national legislation or other rules in your country for the treatment of old electrical and electronic equipment.



© 2023 Audioengine, LLC. All Rights Reserved.

Audioengine and Audioengine HD5 are trademarks of Audioengine.

The Bluetooth name and the Bluetooth trademarks are owned by Bluetooth SIG, Inc. and are used by Audioengine under license.

The aptX® mark and logos are registered trademarks of Qualcomm Technologies International, Ltd.

The Bluetooth® word mark and logos are registered trademarks owned by Bluetooth SIG, Inc.

All other product names, company names and logos mentioned may be the trademarks of their respective owners and are acknowledged by Audioengine.



 **audioengine**

Home music systems

AUDIOENGINE.COM



QUICKSTART SETUP GUIDES

Scan the QR code to view and download the latest quickstart guides for all our products.

Or check out the link below for tips on setting up your new gear.

[AUDIOENGINE.COM/QUICKSTART-GUIDES](https://audioengine.com/quickstart-guides)





HAPPY WITH YOUR PURCHASE?

We'd love to hear from you! Customer reviews help us grow, learn, and also inspire more people to listen.

To leave a review visit us on Amazon or our website.

AUDIOENGINE.COM/CUSTOMER-REVIEWS





NEED HELP?

Don't panic! For setup help, troubleshooting or questions, please contact support.
We've got you covered.

[AUDIOENGINE.COM/SUPPORT-INQUIRY](https://audioengine.com/support-inquiry)

In the end if you don't love your product we get it. Unopened like-new items purchased on our website can be returned within 30 days of receipt for a full refund or store credit.

[AUDIOENGINE.COM/30-DAY-RETURNS](https://audioengine.com/30-day-returns)





Home music systems

THANK YOU

FOR TRUSTING US WITH YOUR MUSIC!

We hope your new product brings you happiness right out of the box. But if for any reason you're not all smiles, PLEASE contact us. We can help.

Sign up and follow us on social media for exclusive deals, new product announcements, tech tips and more.



@AUDIOENGINEUSA



INCREDIBLE SOUND INSPIRED BY HOW YOU LISTEN

Audioengine has been changing the way people listen to music since 2005.

We believe in the power of music and our passion is to inspire you to listen every day.