

PROBAX CAPTAINS, ELITE HIGH-BACK, ELITE LOW-BACK and FISHERMAN SERIES

INSTALLATION INSTRUCTIONS

The ProBax Captain, and Elite and Fisherman Series seats feature rugged rotationally molded construction and UV resistant marine grade vinyl upholstery. *The ProBax Captain Series also features built-in lumbar support and ergonomically contoured molded cushions.*



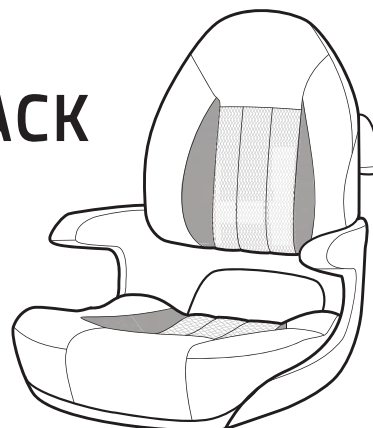
WARNING: Read installation instructions carefully before installing seats. Improper mounting may result in serious injury.

REQUIRED FOR INSTALLATION

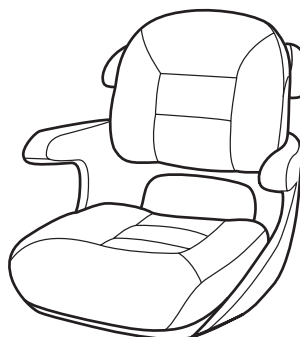
- Cordless drill or Phillips Head screwdriver
- Seat post (not included)
- FOR 5"x5" SEAT "SPIDER" WITH REINFORCEMENT PLATE OPTION: Eight (8) 1/4"-20 x 1 1/4" stainless steel fasteners with 360 degrees of Loctite™ applied (not included) are required
- FOR FORE-AFT SLIDE OPTION: Eight (8) 1/4"-20 dia. x 5/8" stainless steel fasteners with 360 degrees of Loctite™ applied (included) are required.

Your new TEMPRESS seat can be installed on various seat mounting systems as described on the following pages.

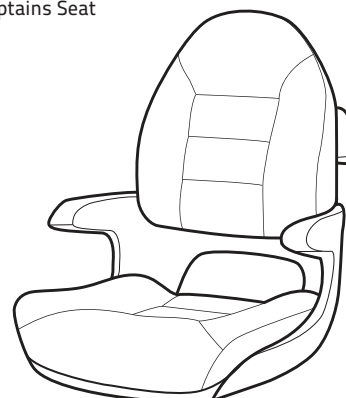
Other seat mounting systems will require additional hardware as described in manufacturers instructions. Note that a 2 3/8" or 2 7/8" diameter seat post must be mounted on boat prior to installation of assembled seat mounting systems.



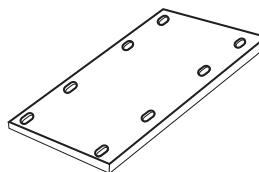
ProBax Captains Seat



Elite Low Back



Elite High Back



Reinforcement Plate
(TEMPRESS item #57005)



Fishmans

TEMPRESS NOTICE

This seat requires a reinforcing plate if using a swivel which only has 4 mounting holes. Ensure the Reinforcement Plate is sandwiched between the seat and the swivel and utilize all 8 of the imbedded T-nuts for attachment. Installation without using all 8 mounting holes will void your warranty and could result in personal injury, and you will waive all legal claims against TEMPRESS Products, LP.

TEMPRESS Reinforcement Plate #57005 is sold separately. Please visit www.tempress.com or call 1-877-234-7466 for assistance.

MADE IN USA

INTRODUCTION TO ASSEMBLY

OPTION 1. 5"x5" SEAT "SPIDER" WITH REINFORCEMENT PLATE—The ProBax Captains, Elite and Fishermans series **REQUIRES** the installation of a **REINFORCEMENT PLATE (A)** (TEMPRESS item #57005) prior to attaching the SEAT "SPIDER" (B). The item 57005 Reinforcing Plate is available through your TEMPRESS dealer, or from our website www.tempress.com/57005. Eight (8) ¼"-20 x 1¼" stainless steel fasteners with 360 degrees of Loctite™ applied are required (not included). **DO NOT OVER TORQUE THE BOLTS.**

OPTION 2. 5"x12" FORE-AFT SLIDE—The ProBax Captains, Elite and Fishermans series seats can be mounted directly to a heavy duty, Fore-Aft Slide (C) using eight (8) ¼"-20 dia. x 5⁄8" stainless steel fasteners (included). **NO REINFORCING PLATE IS REQUIRED FOR THIS INSTALLATION.** Make sure you verify which diameter of seat post you have, before purchasing the slide. It will be either 2⅜" or 2⅞" diameter post. **DO NOT OVER TORQUE THE BOLTS.**

NOTES:

- A reinforcing plate is only required if seat is to be mounted to a 5"x5" Seat Spider, otherwise it is not required.
- A seat post needs to be installed on boat prior to mounting the seat assembly. These are typically 2⅜" or 2⅞" diameter. Refer to manufacturers instructions for mounting details.
- Ensure that all stainless steel fasteners are properly aligned and completely inserted prior to use.

OPTION 1. 5"x5" SEAT "SPIDER" WITH REINFORCEMENT PLATE

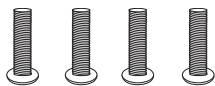
PART 1: INSTALLING REINFORCEMENT PLATE

The ProBax Captains, Elite and Fishermans Series seats may require the installation of a Reinforcing Plate (A) before attaching to a seat mounting system.

Mount the Reinforcement Plate directly to the underside of the seat as shown. Install with four (4) fasteners to the outer four corners.

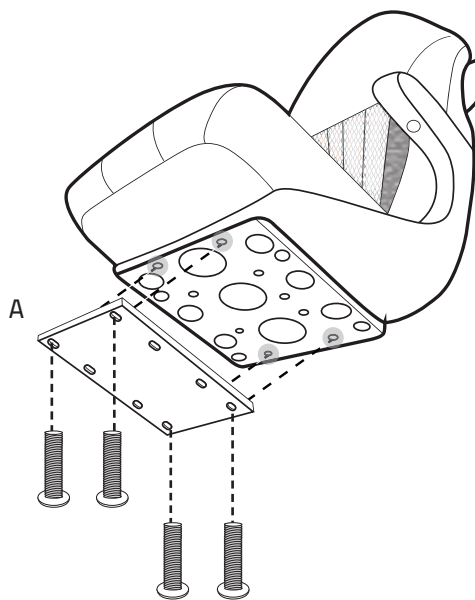
Ensure that all stainless steel fasteners are properly aligned and completely inserted prior to use.

The item 57005 Reinforcing Plate is available through your TEMPRESS dealer, or order from our website www.tempress.com/57005.



Four (4) ¼"-20 dia. x 1¼" stainless steel fasteners (required) with 360 degrees of Loctite™ applied.

PART 1: INSTALLING REINFORCEMENT PLATE



Four (4) ¼"-20 dia. x 1¼" stainless steel fasteners (required) with 360 degrees of Loctite™ applied.

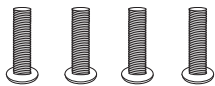
OPTION 1. 5"x5" SEAT "SPIDER" WITH REINFORCEMENT PLATE (CONTINUED)

PART 2: INSTALLING SEAT "SPIDER" MOUNT

After installing the Reinforcement Plate (A) *see page 2 for details*, the ProBax Captains, Elite or Fishermans seat can be mounted to a typical 5"x 5" Seat "Spider" (B) as shown.

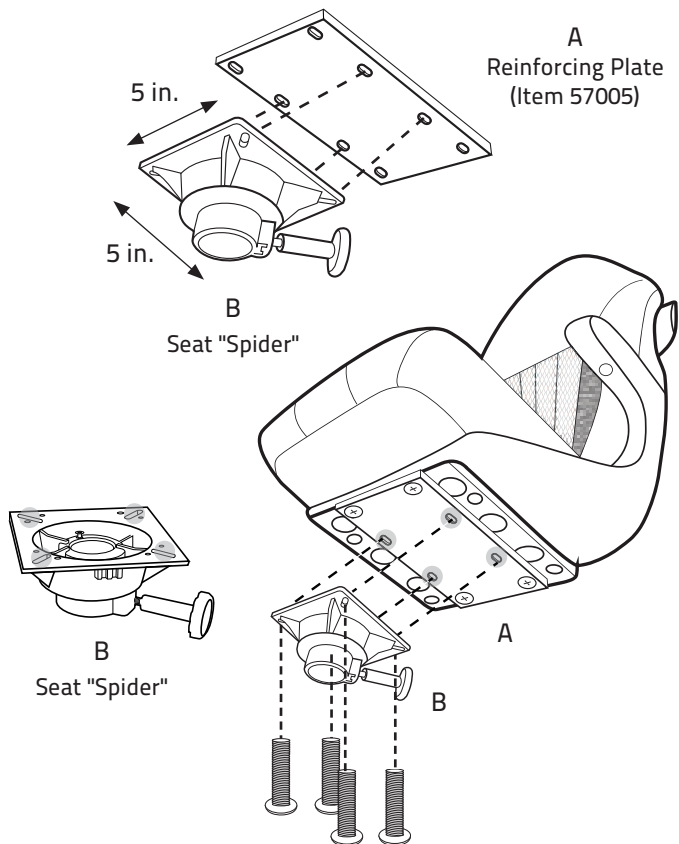
NOTES:

- Make sure Reinforcing Plate (A) (TEMPRESS item 57005) is securely mounted to the seat before mounting the "Spider" (B) to the Reinforcement Plate as shown
- Four (4) 1/4"-20 x 1 1/4" stainless steel fasteners with Loctite™ are required (not included)
- Seat post (not included) must be installed on boat prior to mounting seat assembly



Four (4) 1/4"-20 dia. x 1 1/4" stainless steel fasteners (required) with 360 degrees of Loctite™ applied.

PART 2: INSTALLING SEAT "SPIDER" MOUNT



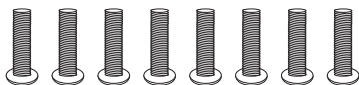
OPTION 2. INSTALLING 5"x12" FORE-AFT SLIDE

The ProBax Captains or Elite Series seating can be mounted to a Fore-Aft Slide assembly (C) using the eight (8) stainless steel fasteners included with the seat.

Mount the Fore-Aft Slide directly to the underside of the seat as shown. Install with the eight (8) fasteners (included), in top, middle and bottom locations.

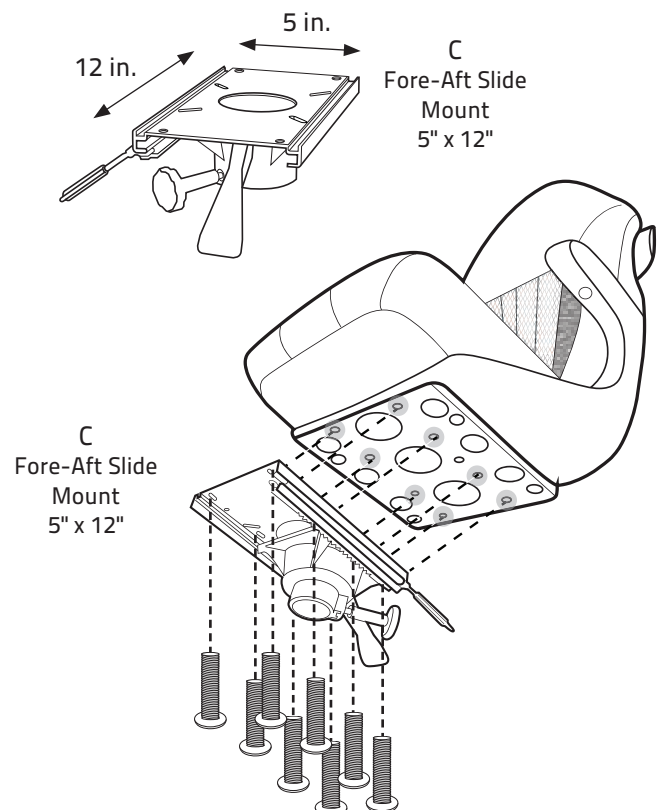
Ensure that all stainless steel fasteners are properly aligned and completely inserted prior to use.

NOTE: NO REINFORCING PLATE IS REQUIRED IN THIS ASSEMBLY



Eight (8) 1/4"-20 dia. x 5/8" stainless steel fasteners (included) with 360 degrees of Loctite™ applied.

INSTALLING A 5"x12" FORE-AFT SLIDE



TEMPRESS LIMITED WARRANTY

TEMPRESS Products warrants that the products described in this warranty are free from defects in workmanship and materials for a period of (i) one (1) year with respect to vinyl covered and/or upholstered products and (ii) one (1) year with respect to plastic products and plastic components of products, such time periods beginning on the original date of purchase. This warranty will not apply to any product or component of a product damaged as a result of an accident, improper installation, unreasonable use, lack of proper maintenance, unauthorized repair, modification, or any cause other than a defect in materials and/or workmanship. This warranty does not cover upholstery produced by a manufacturer other than TEMPRESS that may use TEMPRESS components. FOR BREACH OF ANY WRITTEN OR IMPLIED WARRANTY ON THIS PRODUCT, THE CONSUMER IS LIMITED TO CONSUMER'S ACTUAL DAMAGES, AND SPECIAL, INCIDENTAL AND CONSEQUENTIAL DAMAGES ARE SPECIFICALLY EXCLUDED, EXCEPT IN STATES WHERE SUCH LIMITATIONS ARE UNLAWFUL. This warranty extends exclusively to the original purchaser of the warranted product, and subsequent purchasers and/or transferees are not covered by this warranty agreement, unless TEMPRESS otherwise agrees in its sole discretion. To obtain authorization to return product, as well as any warranty information, call TEMPRESS at 877-234-7466. The remedy will consist of repair or replacement of the product, as determined appropriate by TEMPRESS in its sole discretion. This warranty gives you specific legal rights, that may vary from state to state.

TEMPRESS Products, LP / 5052 Sharp St. / Dallas, TX 75247 / 1-877-234-7466



WARNING: This product can expose you to DEHP which is known by the State of California to cause cancer and birth defects or other reproductive harm. www.P65Warnings.ca.gov

TEMPRESS NOTICE

This seat requires a reinforcing plate if using a swivel which only has 4 mounting holes. Ensure the Reinforcement Plate is sandwiched between the seat and the swivel and utilize all 8 of the imbedded T-nuts for attachment. Installation without using all 8 mounting holes will void your warranty and could result in personal injury, and you will waive all legal claims against TEMPRESS Products, LP.

TEMPRESS Reinforcement Plate #57005 is sold separately. Please visit www.tempress.com or call 1-877-234-7466 for assistance.

MADE IN USA



WWW.TEMPRESS.COM