



IONIC

HAIR STRAIGHTENING BRUSH
USER MANUAL

csteam@tymo-tech.com



Thank you for choosing TYMO IONIC Hair Straightening Brush, Please read this user manual carefully before you start.

WARNING

THESE WARNINGS APPLY TO THE APPLIANCE, AND ALSO WHERE APPLICABLE TO ALL TOOLS, ACCESSORIES, CHARGERS OR MAINS ADAPTORS. TO REDUCE THE RISK OF FIRE, ELECTRIC SHOCK, OR INJURY:

1. This appliance can be used by children aged from 8 years and above and persons with reduced physical, sensory, or reasoning capabilities, or lack of experience and knowledge, only if they have been given supervision or instruction by a responsible person concerning use of the appliance in a safe way and understand the hazards involved. Cleaning and user maintenance shall not be made by children without supervision.
2. Do not allow to be used as a toy. Close attention is necessary when used by or near children. Children should be supervised to ensure that they do not play with the appliance.
3. If the supply cable is damaged, it must be replaced or repaired by the manufacturer, its service agent, or similarly qualified persons in order to avoid a hazard.
4. This appliance has a non-self resetting thermal cut out safety device to prevent overheating. If your appliance cuts out, unplug it from the mains supply socket and leave to cool.
5. **WARNING:** Do not use this appliance near bathtubs, showers, basins or other vessels containing water.



6. CAUTION: In order to avoid a hazard due to inadvertent resetting of the thermal cut-out, this appliance must not be supplied through an external switching device, such as a timer, or connected to a circuit that is regularly switched on and off by the utility company, or plugged into any socket where the electrical supply is unstable or likely to be turned off.

7. When the appliance is used in a bathroom, unplug it after use since the proximity of water presents a hazard even when the appliance is switched off.

For additional protection when the appliance is switched off. For additional protection when the appliance is used in a bathroom, it is recommended that a Residual Current Device (RCD), with a residual operating current not exceeding 30 mA is installed in the electrical circuit supplying the bathroom. Contact a qualified electrical installer for advice.

8. Do not use the appliance for any other purpose than Straightening hair.

9. Do not handle any part of the plug or appliance with wet hands.

10. Do not unplug by pulling on the cable. To unplug, grasp the plug, not the cable. The use of an extension cable is not recommended.

11. Do not stretch the cable or place the cable under strain. Keep the cable away from heated surfaces and do not wrap the cable around the appliance.

12. Do not use any lubricants, cleaning agents, polishes, or air fresheners on any part of the appliance.

13. Contact the TYMO Customer Services Team

when a service or repair is required. Do not disassemble the appliance as incorrect reassembly may result in an electric shock or fire.


14. If the appliance is not working as it should, if it has received a sharp blow, if it has been dropped, damaged, left outdoors, or dropped into water, do not use and contact the TYMO Customer Services Team.

15. When the appliance has been unpacked, check it if it has transport damage and ensure that all parts have been delivered. If parts are missing or the appliance has been damaged, please email the TYMO Customer Services Team.

16. If the appliance does not work, or is not working properly, please email the TYMO Customer Services Team. DO NOT attempt to repair the appliance.

Repair work by the unqualified persons can cause serious risk to the user and will void the warranty.

17. ~The symbol indicates AC voltage.

18.  The symbol indicates Class II equipment



RECYCLING

This product bears the selective electrical and electronic equipment (WEEE). This means that this product must be handled pursuant to European directive 2012/19/EU to be recycled or dismantled to minimize its impact on the environment. User has the choice to give his product to a competent recycling organization or to the retailer when he buys a new electrical or electronic equipment. This product can be used across EU member states.

Specifications

Product Description: Hair Straightening Brush

Model: HC101

Power Supply: 100-240V~ 50/60Hz

Power: 50W

Heating Method: MCH Heating

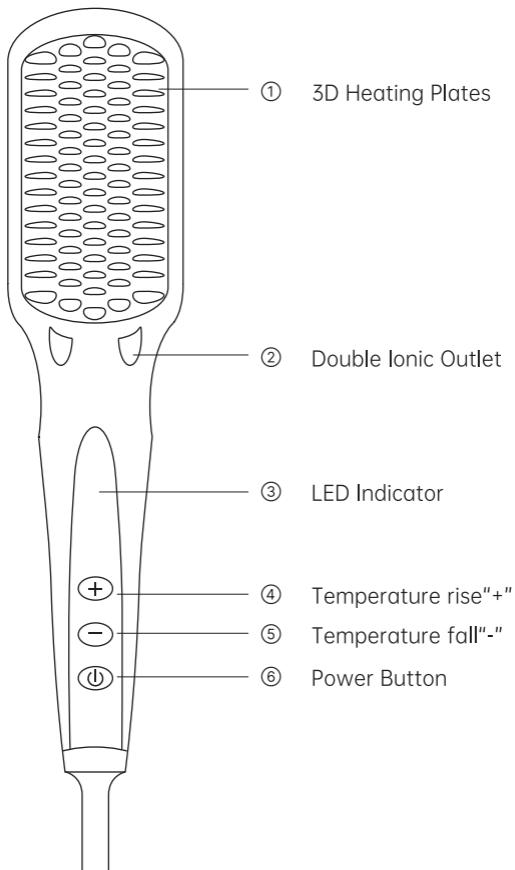
Heating Temperature: 170°F~450°F

(80°C -230°C)

Packaging List

Packaging List	Quantity
TYMO IONIC hair straightening brush	1

Product Overview



How to Use

- (1) Wash and dry your hair. Do not use any spray, styling agent or other inflammable chemical hair-care products.
- (2) Fully unwind power cord, and insert the plug into power socket.
- (3) Press the "Power Button" once to switch on the appliance. Place the appliance on a flat, hard, heat resistant surface to heat. The appliance will work at 350 °F/180 °C (defaulted).
- (4) You will be able to see your temperature setting in the "LED Indicator". Press or to adjust the temperature according to different hair types.
- (5) Press and hold both and for 2-3 seconds, to convert between °F and °C.
- (6) Use the appliance to brush your hair in different directions to reach all areas. Try brushing from underneath, over partings, and in upward and downward motions to find what suits your hair. Brush hair from scalp to tip, as you would use a normal brush.
- (7) Press and hold the "Power Button" for 2-3 seconds to turn off. You will see "OFF" flashing in the "LED Indicator".



NOTE

- It will take about 30 seconds for the appliance to heat once switched on.
- The appliance has intelligent features of high efficiency and energy saving. After 60 minutes working, it will be switched off automatically. If it is put into use again, you can press the 'Power button' to restart the appliance.
- The appliance has user friendly features of auto-memory. The last power level setting will be remembered in next use.
- While using the appliance, your hair should be dry, otherwise, it may fail to reach the styling effect or desired result.

Temperature Setting

- 170-310°F / 80-150°C:
Thin Hair / Damaged Hair / Bleached Hair
- 330-350°F / 160-180°C:
Dyed Hair / Dark Colored Hair
- 370-390°F / 190-200°C:
Normal Hair / Healthy Hair
- 410-450°F / 210-230°C:
Thick Hair / Difficult to style Hair

Air sandwich bristle design

Distributes even heat and reduces hair pulling by the bristle design.

Ionic Technology

Built-in ionic system enables extra glamor results, less frizz, more shine.

16 Temperature Settings

170°F-450°F (80°C-230°C) 16 Temperature settings for all hair types.

Worldwide Use

The appliance is designed with the universal voltage of 100-240V AC, which allows you to use it in any countries within this voltage range. A correctly specified travel adapter is required for traveling (not supplied).

⚠ CAUTION

- When the appliance is used for the first time, slight burned smell or little mist may be produced, which is from remaining test material on metal parts of the appliance and will disappear in a few seconds.
- It is a normal condition, please feel free to use it. If the temperature is set too high, it will take the risk of burning hair!
- You shall choose the suitable temperature and use the appliance properly according to your hair condition, otherwise, it may make your hair dry or even scald.

Maintenance Instructions

- This appliance is virtually maintenance-free. It contains no serviceable parts.
- Keep free of dust and dirt by wiping with a dry cloth when unplugged and cool.
- Before storing in a safe, dry location, allow appliance to cool.
- Do not wrap the cord around the appliance. If cord becomes twisted, untwist prior to use.
- Do not attempt to repair appliance.
- This appliance has a polarized plug (one blade is wider than the other). As a safety feature, this plug will fit in a polarized outlet only one way. If the plug does not fit fully in the outlet, reverse the plug. If it still does not fit, contact a qualified electrician.
- Do not attempt to defeat this safety feature.

Storage

- Allow the appliance to cool before storing.
- When not in use, disconnect the appliance and store in a safe, dry location. Keep out of the reach of children. Do not wrap the cord around the appliance.
- Fold the cord in the same way as it was first delivered in its packaging.

FCC Statement

This device complies with Part 15 of the FCC Rule. Operation is subject to the following two conditions: (1) This device may not cause harmful interference, and (2) This device must accept any interference received, including interference that may cause undesired operation.

WARNING

Changes or modifications to this unit not expressly approved by the party responsible for compliance could avoid the user's authority to operate the equipment.

NOTE:

This equipment has been tested and found to comply with the limits for a Class B digital device, protection against harmful interference in a residential installation. This equipment generates, uses and can radiate radio frequency energy and, if not installed communications. However, there is no guarantee not occur in a particular installation. If this that interference will equipment does cause harmful interference to radio or television reception, which can be determined by turning the equipment off and on, the user is encouraged to try to correct the interference by one or more of the following measures:

- Reorient or relocate the receiving antenna.
- Increase the separation between the equipment and receiver.
- Connect the equipment into an outlet on a circuit different from that to which the receiver is connected.
- Consult the dealer or an experienced radio/TV technician for help.

Warranty

The product warranty is governed by regulations in force and applied upon showing the original legible purchase receipt complete of all its parts. For support service under warranty, please take the original purchase receipt to the store where the product was purchased.



www.tymobeauty.com





@tymo



@tymo_fashiontech

90mm



170mm

文件内容：HC101说明书
说明书尺寸：90*170mm
装订方式：2个订书针

(红色区域为位置示意)

纸张重量：105g

印刷工艺：四色印刷



PANTONE
192C