



www.jbctools.com

INSTRUCTION MANUAL



CHB Converter

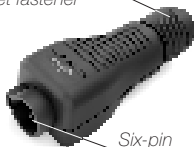
This manual corresponds to the following reference:

CHB-B

Packing List

The following items are included:

*Seven-pin connector with
bayonet fastener*



*Six-pin
connector with
clip fastener*



Converter 1 unit

Manual 1 unit

Ref. 0032656


Features

CHB Converter is used to save space when working without JBC tool stand. The tool can be connected by means of the converter to the JBC control units DI, DDE, DME or HDE.

Note: The hibernation and sleep function is not available when working without a JBC tool stand.

Connections


Insert the converter with its seven-pin connector side with bayonet fastener (narrower end) into the port connection socket (PORT) on the back of the control unit (1).



To fix the connector in place turn the bayonet fastener to the right (2) until the connector is firmly seated.



Plug in the tool connector into six-pin connector side of the converter (3).



Specifications

CHB

Converter

Ref: **CHB-B**

- Total Net Weight: 28 g / 0.062 lb
- Package Dimensions/Weight: 82 x 40 x 35 mm / 38 g
(L x H x W) 3.23 x 1.57 x 1.38 in / 0.084 lb

Complies with CE standards

ESD safe

JBC

Warranty

JBC's 2 year warranty covers this equipment against all manufacturing defects, including the replacement of defective parts and labour.

Warranty does not cover product wear or misuse.

In order for the warranty to be valid, equipment must be returned, postage paid, to the dealer where it was purchased.



This product should not be thrown in the garbage.

In accordance with the European directive 2012/19/EU, electronic equipment at the end of its life must be collected and returned to an authorized recycling facility.



www.jbctools.com

0032656-060924