



# REVO V3

FA/HP Subwoofers

## Owner's Manual





## **Congratulations!**

Thank you for choosing this Wet Sounds™ product!

Wet Sounds professional marine audio products represent the ultimate in high performance marine audio. Wet Sounds speakers are specifically engineered to withstand the rigorous marine environment.

The Wet Sounds REVO Series subwoofers were designed to provide amazing output combined with a cutting edge style. Utilizing state of the art acoustic engineering and three dimensional computer aided design, the subwoofers represent the most advanced marine speakers in the world.

Please take a moment to read the instruction manual before starting your installation. This guide will explain the benefits of the technologies developed by Wet Sounds™ and will help you understand the correct installation methods and use of this product. If you have any questions or concerns, please contact a certified Wet Sounds™ dealer. You may also contact Wet Sounds™ technical support by dialing 1-877-WET-SPKR (1-877-938-7757).

# Table of Contents

Please take a moment to look over this instruction manual before enjoying the product.

---

Technology Specifications .....	3
Grille Options .....	3
Product Dimensions .....	4
Installation Specifications .....	5
Limited Warranty .....	6

## Technology Specifications

### REVO 8 FA V3 SPECIFICATIONS

RMS: 150 watts  
Peak: 300 watts  
Impedance: 4  $\Omega$   
Frequency Response: 20Hz to 500Hz  
Sensitivity: 85.2 dB at 1W/m  
Diameter: 8.8"  
Mounting Depth: 4.0"  
Hole Cut Out: 7.1"

### REVO 10 HP V3 SPECIFICATIONS

RMS: 400 watts  
Peak: 800 watts  
Impedance: 4  $\Omega$   
Frequency Response: 20Hz to 500Hz  
Sensitivity: 86.2 dB at 1W/m  
Diameter: 11"  
Mounting Depth: 4.75"  
Hole Cut Out: 9.45"

### REVO 12 HP V3 SPECIFICATIONS

RMS: 500 watts  
Peak: 1000 watts  
Impedance: 4  $\Omega$   
Frequency Response: 20Hz to 400Hz  
Sensitivity: 86.1 dB at 1W/m  
Diameter: 13.25"  
Mounting Depth: 5.19"  
Hole Cut Out: 11.26"

### REVO 10 FA S2/S4 V3 SPECIFICATIONS

RMS: 300 watts  
Peak: 600 watts  
Impedance: 2  $\Omega$ /4  $\Omega$   
Frequency Response: 20Hz to 500Hz  
Sensitivity: 86.2/86 dB at 1W/1m  
Diameter: 11"  
Mounting Depth: 4.75"  
Hole Cut Out: 9.45"

### REVO 12 FA S2/S4 V3 SPECIFICATIONS

RMS: 400 watts  
Peak: 800 watts  
Impedance: 2  $\Omega$ /4  $\Omega$   
Frequency Response: 20Hz to 400Hz  
Sensitivity: 85/84.7 dB at 1W/1m  
Diameter: 13.25"  
Mounting Depth: 5.19"  
Hole Cut Out: 11.26"

## Grille Options

REVO Subwoofers do not come packaged with grilles, and must be purchased separately. Please visit [wetsounds.com](http://wetsounds.com) for more info.



XS-B-SS  
XS-G-SS  
XS-W-SS



XS-B-G  
XS-S



SW-B  
SW-W

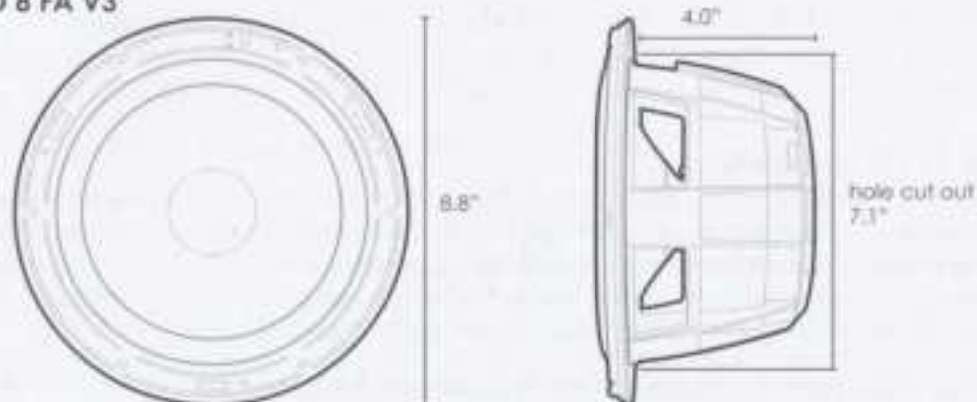


XW-B  
XW-W

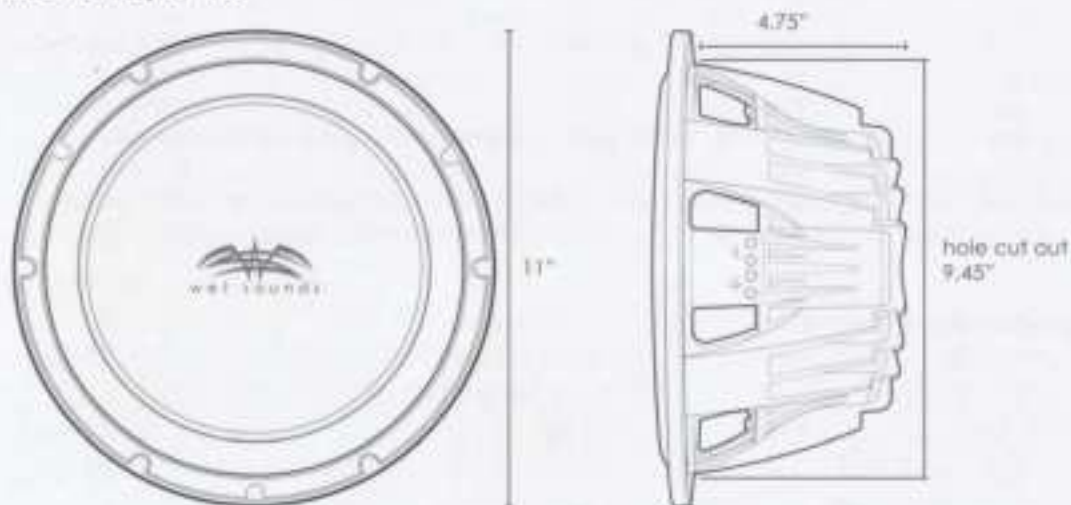


## Product Dimensions

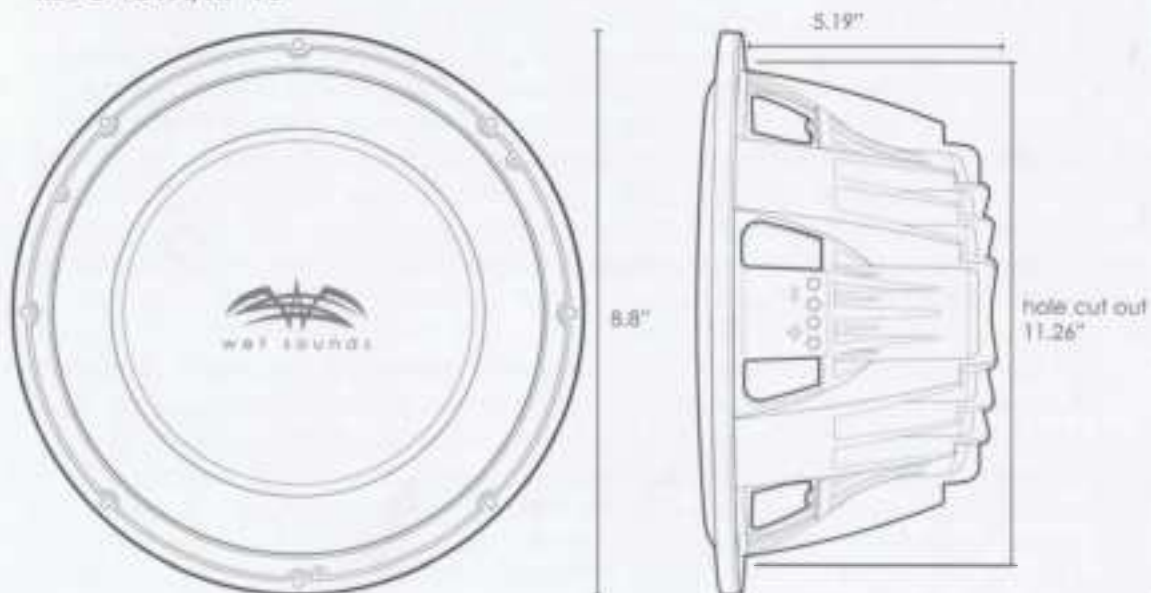
**REVO 8 FA V3**



**REVO 10 FA/HP V3**



**REVO 12 FA/HP V3**



# Installation Specifications

---

Wet Sounds REVO HP marine subwoofers have been specifically engineered to produce outstanding results in vented enclosures. REVO FA subwoofers are optimized for use in infinite baffle (commonly called free air) installations.

## **Free Air (FA) Installation:**

REVO FA installations do not need a dedicated enclosure. A standard installation example is a solid panel with a large cavity behind it. However, this location will not work if this panel is a half wall and does not create a solid separation from front to rear. When looking for a free air subwoofer location, make sure to consider that the area behind the woofer becomes the "box."

1. We recommend checking if the mounting surface is flat with a square or level. Mounting to a curved surface will damage the product.
2. Use the provided hole cut-out template to check fitment before cutting. Tape the surrounding surface before cutting to prevent damaging the surface.
3. Pre-drill the screw locations to prevent the surface from cracking or breaking screws.
4. Mount the REVO FA subwoofer with the stainless steel screws provided.
5. Connect the speakers to the amplifier or source unit with the waterproof connector provided. The red wire is positive, and the black wire is negative.

## **Vented/Ported Enclosures:**

Vented enclosures are not air-tight and incorporate an additional opening known as a vent or port. The vent augments the sound coming out of the subwoofer and is in most cases capable of going lower in frequency than the same subwoofer in a sealed box. Even though vented enclosures are not air-tight, we recommend using glue and screws on all joints.

## **Enclosure Construction:**

For best performance, the walls of the enclosure should be rigid and not vibrate due to the internal pressures generated by the subwoofer. We recommend constructing enclosures from marine-grade plywood like Birch with a minimum thickness of 3/4". All joints should be glued and fastened with screws. In larger enclosures over one cubic foot, joining opposite walls with internal bracing helps keep the enclosure as rigid as possible. Additionally, internal joints can be covered with a small bead of silicone adhesive to ensure that the enclosure is completely air-tight. Subwoofers should be fastened to the enclosure with self-threading screws with adequate length and diameter, utilizing all the mounting holes in the frame.

Since low-frequency sounds are not directional, subwoofer enclosure placement can generally be anywhere within the boat without compromising stereo imaging. However, placing the subwoofer enclosures in different locations can sometimes influence bass/mid-bass response quality. Experiment with various mounting locations before permanently mounting the woofer.



## Limited Warranty

### What This Warranty Covers

This is a "Limited" warranty. This warranty covers any defects in materials and workmanship and the warranty only applies to the original purchaser and is not transferable. This warranty is only valid if the original purchase was made from an authorized Wet Sounds dealer.

### How Long Coverage Lasts

This warranty runs for 2 years from the date of the purchase.

### What Is Not Covered

This warranty does not cover fading or discoloration caused by exposure to sunlight or chemicals such as ammonia, household bleach, or any cleaning material that contains abrasive substances. For information on how to prevent fading or discoloration, consult recommendations on cleaning products. Wet Sounds, Inc. does not cover the cost for removal and reinstallation of any kind. Additionally, shipping to Wet Sounds, Inc. is covered by the purchaser. This warranty is void and inapplicable if Wet Sounds deems that the product was abused or misused; including but not limited to Speaker product that has been improperly-powered (under or over powered), causing thermal (burnt voice coil) and/or mechanical failure (torn surrounds or spiders), damage caused by accident, mishandling, improper installation, negligence, normal wear and tear, excessive water or heat damage, freight damage or products that have been altered in any way. (The warranty is not transferable and will neither apply to products purchased from unauthorized dealers nor product owned by anyone other than the original purchaser from an authorized Wet Sounds dealer.) Wet Sounds is not responsible for any damages to a consumer's boat or person from a product failure. The warranty is void if Wet Sounds deems the product was installed or used improperly. Wet Sounds shall not be responsible for any incidental or consequential damages, except to the extent provided (or prohibited) by applicable law. This warranty gives you specific legal rights, and you may also have other rights which vary by state.

### What Wet Sounds, Inc. Will Do

Wet Sounds, Inc. will repair any part of your product that proves to be defective in materials or workmanship. In the event repair is not possible, Wet Sounds, Inc. will replace the product in question. If it is deemed necessary, Wet Sounds, Inc. will either replace the entire product with a refurbished unit or it will be replaced with a model that is similar in price if that model is no longer available. Labor cost and materials needed to complete this service will be at no charge to the purchaser. Additionally, the cost of shipping to the consumer is also covered under this warranty.

### How to Obtain Warranty Service

Contact Wet Sounds, Inc. either by phone at 877-938-7757 or by email at [warranty@wetsounds.com](mailto:warranty@wetsounds.com). A service representative will assist you in the necessary actions to verify that the problem that you are experiencing is covered under warranty. If it is in fact a warranty issue, Wet Sounds will issue an RA number for tracking purposes and give instructions on sending the product in for evaluation.

### How State Law Applies

This warranty gives you specific legal rights, and you may also have other rights which vary from state to state.

### Internet Warning

Wet Sounds, Inc. products sold on any unauthorized website or internet auction site are void of any and all manufacturer's warranty. Please contact Wet Sounds at 877-938-7757 or visit our website at [www.wetsounds.com](http://www.wetsounds.com) to search for an authorized site and/or an authorized retailer near you.

### Caution & Respect

Wet Sounds speakers can achieve very high sound pressure levels. Please use this product responsibly. Be aware that sound travels great distances across water so please respect other boaters especially while loading/unloading at the ramp or dock. Wet Sounds, Inc. is not responsible for any violations of the law that may be a direct result of excessive volume. Please abide by the rules but have fun doing it.



**Wet Sounds, Inc.**  
[www.wetsounds.com](http://www.wetsounds.com)  
877-938-7757

2975 Louise Street  
Rosenberg, Texas 77471 USA

© 2022 Wet Sounds, Inc. All Rights Reserved. WET SOUNDS and associated logos where applicable are registered trademarks of Wet Sounds Corporation in the United States and/or other countries. All other trademarks are the property of their respective owners.

# REVO V3 Subwoofers