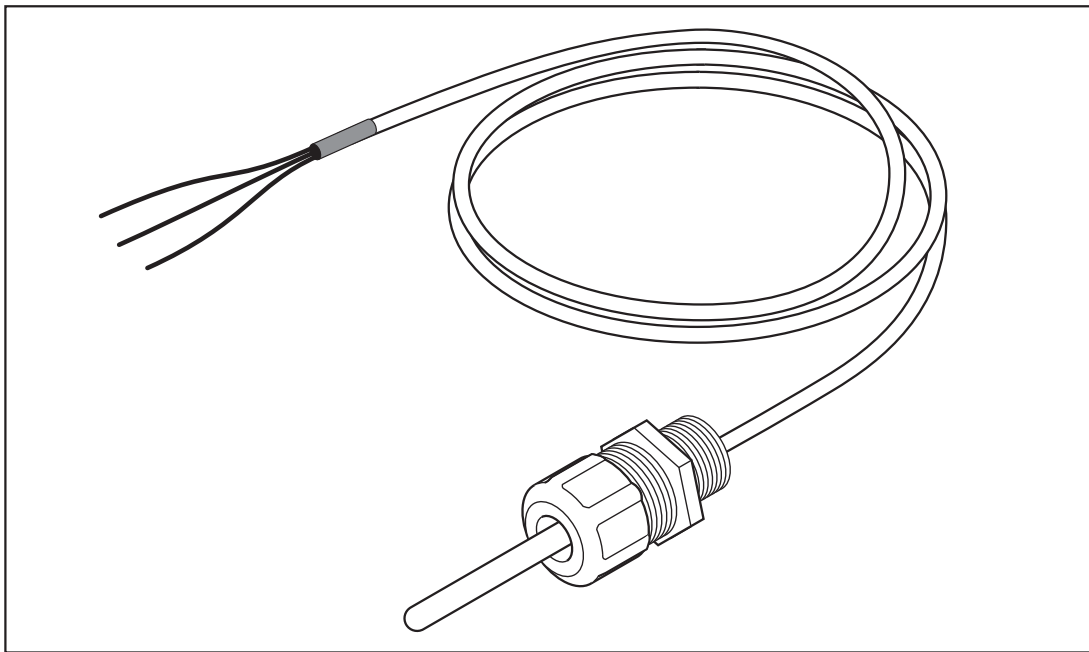
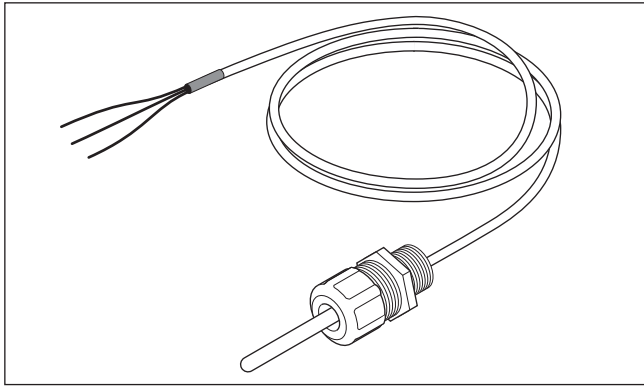


RTD-200

RTD Temperature Sensor for Ambient Sensing
Installation Instructions





APPROVALS

Approvals associated with control device, however not to be used in Div. 1 areas.

DESCRIPTION

The Raychem RTD-200 is a three-wire platinum RTD (resistance-temperature-detector) typically used with electronic control systems that require accurate ambient temperature sensing. The RTD-200 comes with a 1/2" NPT fitting that installs to the appropriate conduit box. This allows mounting of the RTD in a typical ambient location. This also allows for splicing of RTD extension wire back to the controller.

Tools required

- None

Additional materials required

- None

KIT CONTENTS

Item	Qty	Description
A	1	RTD temperature sensor with 1/2-in NPT fitting

SPECIFICATIONS

Sensor

Housing	316 stainless steel
Dimensions	3 in (7.6 mm) length 1/4 in (6 mm) diameter
Accuracy	$\pm 0.3^{\circ}\text{F}$ (0.2°C)
Range	-100°F to 300°F (-73°C to 149°C)
Resistance	100 ohms \pm .25 ohm at 0°C $X=0.00385$ ohms/ohm/ $^{\circ}\text{C}$

Extension Wires

Wire size (each of 3)	22 AWG Note: The length of RTD extension wires is determined by the wire gauge used. To reduce the likelihood that electrical noise will affect temperature measurement, keep RTD extension wires as short as possible. Use shielded instrument cable such as Raychem MONI-RTD-WIRE (22 AWG, PVC insulation, -30°F to 140°F , -20°C to 60°C) or Belden 83553 (22 AWG, FEP insulation, -95°F to 395°F , -70°C to 200°C).
Wire dielectric strength	600 volts
Length	6 ft (1.8 m)
Outer jacket	Fluoropolymer
Maximum exposure temperature	300°F (149°C)
Sensor fitting	1/2-in NPT with sealing washer and nut

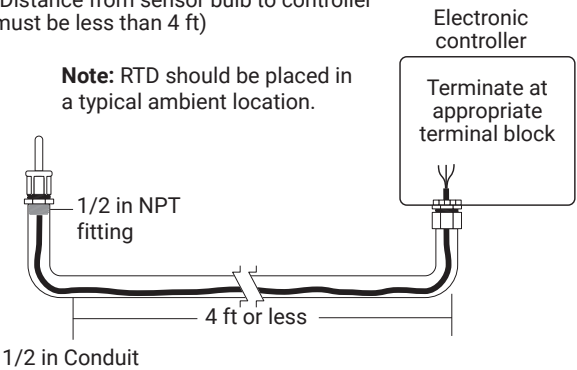
WARNING:

This component is an electrical device. It must be installed correctly to ensure proper operation and to prevent shock or fire. Read these important warnings and carefully follow all the installation instructions. Component approvals and performance are based on the use of specified parts only. Do not use substitute parts or vinyl electrical tape to make connections.

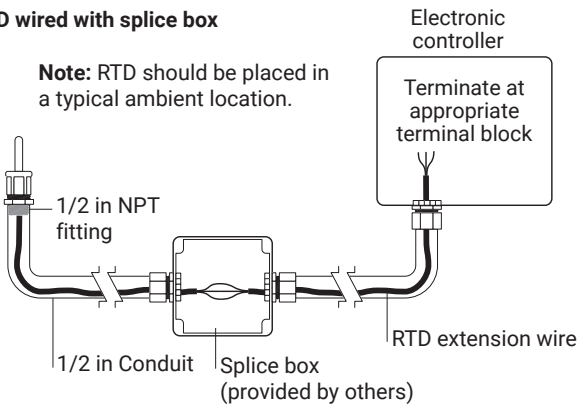
INSTALLATION

The RTD-200 can be terminated directly at the controller using the supplied 1/2 in NPT fitting. In this configuration, no additional extension wire is required.

RTD wired directly to controller
(Distance from sensor bulb to controller must be less than 4 ft)



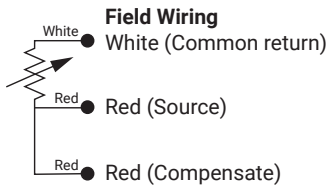
RTD wired with splice box



RTD-200 WIRING

Electrical Schematic of RTD

Connect the wires as shown.



North America

Tel +1 800 545 6258
info@chemelex.com

Latin America

Tel +1 713 868 4800
info@chemelex.com

Europe, Middle East, Africa, India

Tel +32 16 213 511
Fax +32 16 213 604
info@chemelex.com

Asia Pacific

Tel +86 21 2412 1688
infoAPAC@chemelex.com

chemelex
excellence is everything

Raychem

Tracer

Pyrotenax

Nuheat