

POSTURE

SMART FITNESS SCALE

Quick Start Guide



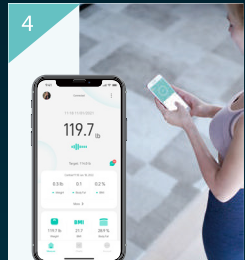
Scan this QR code or search "Starfit" on App Store or Google Play to install application.



Open Starfit App, & "Register" as new user with email address or login your existing account.



Ensure to keep Bluetooth ON; and for Android system, GPS & Location must be ON along with Bluetooth.

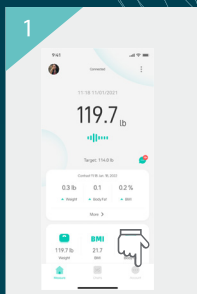


Open "Measure" screen on the App & step on the scale. The App will automatically pair with the scale & record readings.

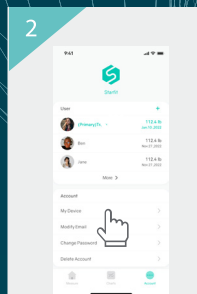
Trouble Shooting

Why my App cannot connect with my scale?

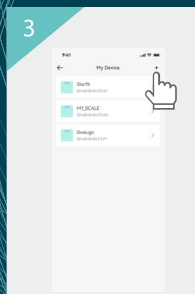
1. Make sure the network on your phone works well.
2. Make sure the Bluetooth is on and GPS & location is allowed for Android system.
3. Make sure the scale is on while pairing.
4. If you cannot connect with the App, please follow below steps.
5. You may have closed some request authorization. Please reinstall and accept all authorizations and log in to verify again.



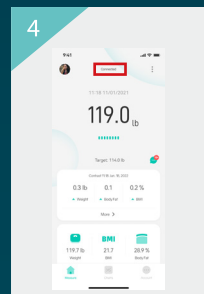
Click "Account"



Click "Device"



Click "+" to search the Bluetooth device

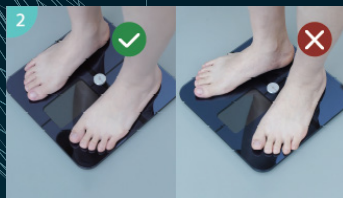


Return to Homepage, it shows "connected" when paired

Why I cannot check my body fat rate?



No shoes, no socks on. Measure with bare feet.



Make sure the bare feet touch the metal sensors.



Stand on the scale for at least 5 seconds.



Make sure your App is on the homepage when measuring.

Why my scale is inaccurate?



Make sure the scale is on the firm floor



If the scale is still inaccurate, please contact the sales team.

Customer Support

service@runstar.store