



User Manual

Model: H6052
Govee Aura Table Lamp

Safety Instructions

Read and follow all the safety instructions:

- The lamp is not waterproof. Avoid exposing it to splashing or dripping water.
- The operating temperature should be within -10° to 45°C (14° to 113°F).
- The lamp's internal light source cannot be replaced. If it breaks, you must replace the entire lamp.
- Do not allow children to install the lamp alone.
- The lamp can only be charged with the provided Type-C cable and does not support other charging cables. Do not attempt to use the provided Type-C cable to charge other devices.
- Do not install the lamp with a dimming driver.
- Avoid installing the lamp near heat sources.
- Avoid installing the lamp near potentially dangerous sources (e.g., candles, liquid-filled objects).

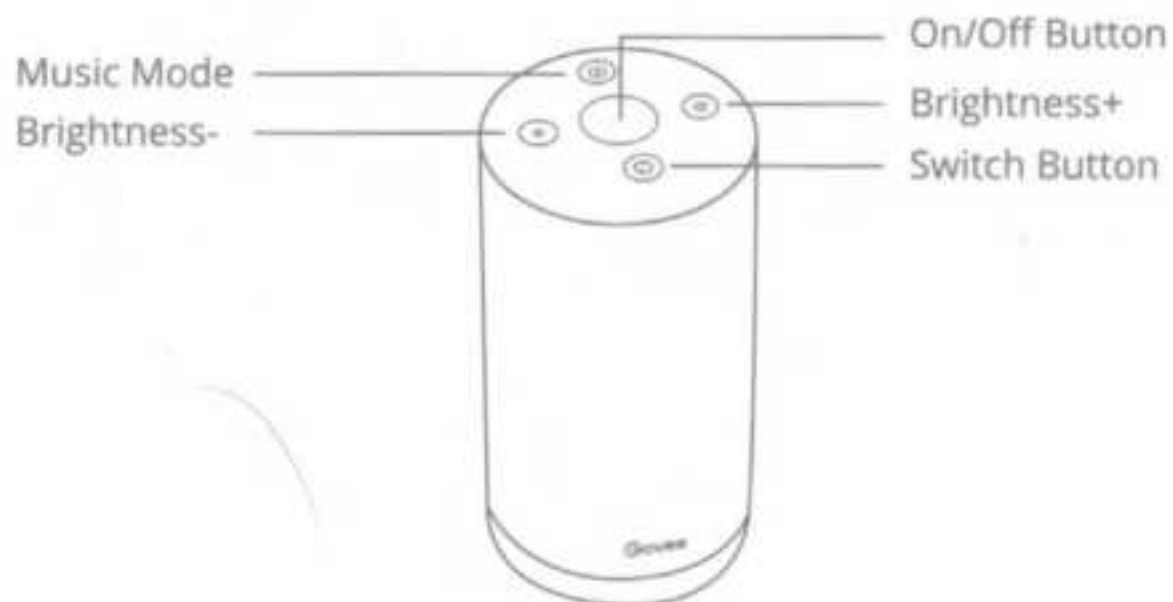
Introduction

Thanks for choosing the Govee Aura. This Table lamp emits warm, vibrant color to help you sleep peacefully or awake gently. It is also equipped with incredible lighting effects. With smart voice control, you can light up your life hands-free.

What You Get

Table Lamp	1
Control Box	1
Adapter	1
User Manual	1
Service Card	1

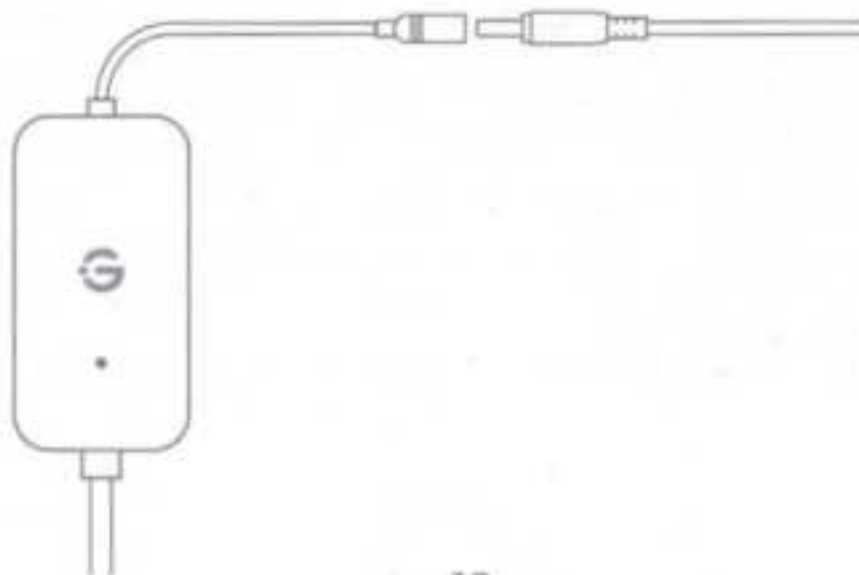
At a Glance



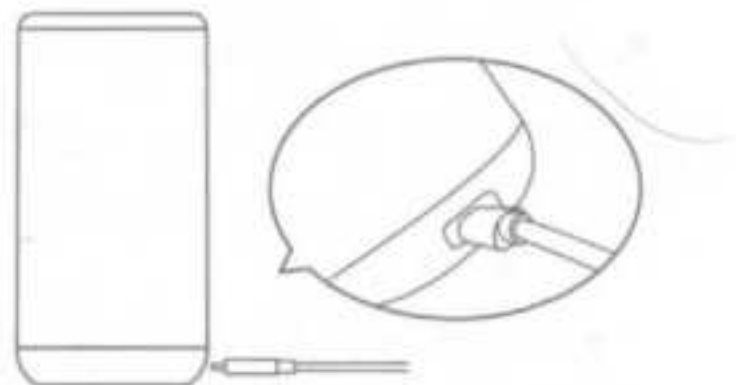
On/Off Button	Press to power the lamp On/Off.
Brightness+	Press to increase the brightness.
Brightness-	Press to decrease the brightness.
Music Mode	Press to cycle through four music modes.
Switch Button	Press to change light colors. Long press to change color modes.

Installing Your Device

- 1 Connect the adapter to the control box with the DC charging port.



- ② Insert the other end of the cable into the Type-C charging port.
- ③ Power on the adapter.



Pairing Your Device with the Govee Home App

What you need:

- A Wi-Fi router supporting the 2.4GHz and 802.11 b/g/n bands. 5GHz is not supported.
 - A smartphone or tablet running iOS 8.0 (or above) or Android 4.3 (or above).
- ① Download the Govee Home app from the App Store (iOS devices) or Google Play (Android devices).
 - ② Open the app, tap the "+" icon in the top right corner and search for "H6052".
 - ③ Tap the device icon and follow the onscreen instructions to complete pairing.

Specifications

Power Input (Adapter)	AC 100-240V
Power Input (Lamp)	12V=1A
Lumen	350lm
Color	RGBICWW
Color Temperature	2200K-6500K
Working Temperature	-10° to 45°C (14° to 113°F)

Troubleshooting

❶ Cannot connect to the Govee Home app.

- Check if the device is powered on.
- Check if Bluetooth on the smartphone is enabled, or try connecting with another smartphone.
- When connecting for the first time, ensure the smartphone is near the device.
- If the connection error still exists, please delete the connected device from "My Devices" on the app. Reconnect to the Govee Home app by following the instructions provided previously.

② Wi-Fi disconnected or failed to connect?

- Check if the device is powered on.
- Do not skip the Wi-Fi connection steps during the device pairing process.
- Ensure your Wi-Fi router is 2.4GHz (5GHz is not supported).
- Ensure you entered the correct Wi-Fi password during the Wi-Fi set up process.
- Try using another smartphone to pair with the device to ensure your network is working properly.
- Shorten the distance between the device and the Wi-Fi router to less than 50ft, then reconnect.

③ Cannot connect to Alexa or Google Assistant.

- Ensure the Wi-Fi connection is stable and working properly.
- Go to "User Guide" on the app Settings page to pair the device again.

④ Can multiple users control one device?

- Each device can only be controlled by one account.
- If multiple users want to manage the same device, ensure they all use the same account.

FCC Statement

This device complies with Part 15 of the FCC Rules . Operation is subject to the following two conditions:

(1) This device may not cause harmful interference, and (2) This device must accept any interference received, including interference that may cause undesired operation.

Warning: Changes or modifications not expressly approved by the party responsible for compliance could void the user's authority to operate the equipment.

NOTE: This equipment has been tested and found to comply with the limits for a Class B digital device, pursuant to Part 15 of the FCC Rules.

These limits are designed to provide reasonable protection against harmful interference in a residential installation.

This equipment generates uses and can radiate radio frequency energy and, if not installed and used in accordance with the instructions, may cause harmful interference to radio communications. However, there is no guarantee that interference will not occur in a particular installation. If this equipment does cause harmful interference to radio or television reception, which can be determined by turning the equipment off and on, the user is encouraged to try to correct the interference by one or more of the following measures:

1. Reorient or relocate the receiving antenna.
2. Increase the separation between the equipment and receiver.
3. Connect the equipment into an outlet on a circuit different from that to which the receiver is connected.
4. Consult the dealer or an experienced radio/TV technician for help.

FCC Radiation Exposure Statement

This equipment complies with FCC radiation exposure limits set forth for an uncontrolled environment. This equipment should be installed and operated with minimum distance 20cm between the radiator & your body.

Responsible party :

Name: GOVEE MOMENTS(US) TRADING LIMITED

Address: 13013 WESTERN AVE STE 5 BLUE ISLAND IL 60406-2448

Email: support@govee.com

Contact information: <https://www.govee.com/support>

The Bluetooth® word mark and logos are registered trademarks owned by Bluetooth SIG, Inc. and any use of such marks by Shenzhen Intellirocks Tech. Co., Ltd. is under license,

Govee is a trademark of Shenzhen Intellirocks Tech Co., Ltd.

Copyright ©2021 Shenzhen Intellirocks Tech Co., Ltd. All Rights Reserved.

Customer Service

 Warranty: 12-Month Limited Warranty

 Support: Lifetime Technical Support

 Email: support@govee.com

 Official Website: www.govee.com

 @Govee  @govee_official  @govee.official

 @Goveeofficial  @Govee.smarthome



Govee Home App

For FAQs and more information,
please visit: www.govee.com

Your Journey
Begins Now!

Govee



LET'S CONNECT

Inspire & Be Inspired

- Share your creations on social media.
- Connect with our active Govee Community.
- Discover new ideas for using your products.



NEED HELP?

Contact us anytime!

- ✉ Support@govee.com
- 💬 Report an issue on the app
- 📦 Rapid Replacement on the app

Join Govee Home

Download Govee Home App for new releases, user events, and more.



Govee Home App



Download on the
App Store



GET IT ON
Google Play