



MORPHOSCAN BASE

Model: R-MS02

RENPHO is committed to our environment. To reduce paper usage, please scan the QR Code or enter the following URL to download the full version of the electronic User Manual:



<https://renpho.com/pages/help-and-manual>

IMPORTANT SAFETY INSTRUCTIONS

READ ALL INSTRUCTIONS CAREFULLY BEFORE USE.

1. This appliance is not intended for use by persons (including children) with reduced physical, sensory or mental capabilities, or lack of experience and knowledge, unless they have been given supervision or instruction concerning use of the appliance by a person responsible for their safety.
2. Children should be supervised to ensure that they do not play with the appliance.
3. The scale is for household use only and not for medical or commercial purposes. It should not be used in diagnosing a disease, disorder or abnormal physical state.
4. Children under 8 or individuals who are pregnant, have osteoporosis, a pacemaker, artificial joints, portable ECG or other metal implants should use the scale for weighing purposes only and make sure to wear shoes to prevent any electric current when stepping onto the scale.
5. All body composition data provided is for reference and should not be used as a substitute for advice from a licensed healthcare professional.
6. Do not overload the scale. (Maximum Capacity: 400 lbs / 180 kg)
7. Inspect the scale for any damage before each use. Do not use a damaged scale to avoid inaccuracy or injury.
8. In case of any malfunction, check the battery power first. If necessary, replace the batteries.
9. To ensure accuracy, use the scale on a hard, flat and dry surface.
10. To avoid interference or danger, do not use the scale in an environment near equipment with strong electromagnetic fields.
11. To prevent injury, do not stand on the edges of the scale, jump on or stomp it.
12. The scale is a delicate and precise measuring device. Handle with care to avoid breakage.
13. The scale is not waterproof. Keep it dry and never submerge it in water. To clean the surface, use a damp cloth or glass cleaner. Do not use soap or chemical cleaning agents.
14. Do not expose the scale to direct sunlight or use it in high temperatures or extremely humid areas. Store the scale in a cool, dry place.
15. Do not attempt to disassemble the scale for any reason, as this may

cause damage or void the warranty.

About the Battery

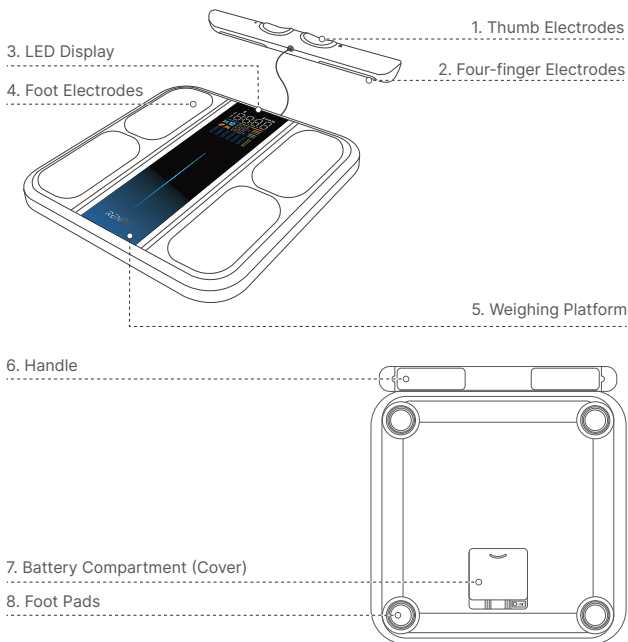
1. Do not expose the scale or battery to excessive temperatures.
2. Replace all batteries of a set at the same time.
3. Different types of batteries or new and used batteries are not to be mixed.
4. Exhausted batteries are to be removed from the scale and safely disposed of.
5. If the scale is to be stored unused for a long period, the batteries should be removed.
6. Do not use modified or damaged batteries.
7. Be aware of the risk of terminals of the battery-operated scale or battery being short-circuited by metal objects.
8. This scale contains non-rechargeable batteries, these batteries are not to be recharged.
9. Always insert batteries correctly according to the polarity (+ and -) marked on the battery and scale.
10. Do not heat, short-circuit, force discharge, encapsulate and/or modify the batteries. Do not deform or dismantle the batteries.
11. Keep batteries out of the reach of children.
12. Do not charge the batteries.
13. Do not weld or solder directly to batteries.
14. Do not dispose of batteries in fire.
15. Do not allow children to replace batteries without adult supervision.
16. Store unused batteries in their original packaging away from metal objects. If already unpacked, do not mix or jumble batteries.

SAVE THESE INSTRUCTIONS















WHAT'S IN THE BOX

MorphoScan Base x1
AAA Battery x4

ABOUT YOUR MORPHOSCAN BASE



Icons

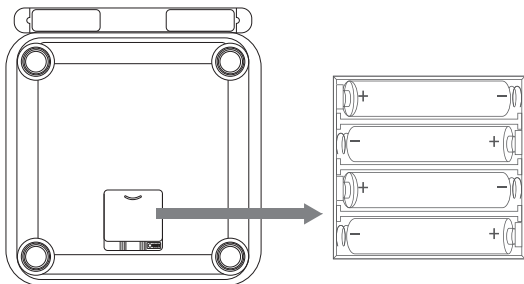
Icon	Description
	Body Fat Percentage
	BMI
	Skeletal Muscle Percentage
	Visceral Fat Index
	Low
	Standard
	Over
	Bluetooth  Bluetooth is connecting.  Bluetooth is connected.
	User Identification
St Lb Kg	Units Switched via the app.
	Weight Trend Each bar represents a day and the current day is in yellow.
	Overloaded Maximum Capacity: 400 lbs / 180 kg.
	Low Battery Replace the batteries.



Incorrect Measuring
Step on the scale and measure again.

INSTALLING THE BATTERIES

Install the provided batteries into the scale before use. Always insert batteries correctly with regard to polarity (+ and -) marked on the battery and scale.



INSTALLING THE APP & PAIRING

1. Download the RENPHO Health App

Scan the QR code below or search for “RENPHO Health” from the App Store or Google Play to download the app.

System requirement: iOS 12.0 or later, Android 7.0 or later



Note: Due to continuous updates and improvements, the “RENPHO Health” App may appear slightly different.

2. Log in / Sign up

- Log in directly with an existing RENPHO App account.
- If you do not have any RENPHO App account, tap “Sign up” using your email address and fill in the personal information; this step is required for calculating your health measurements accurately.

Note: You may also log in using Guest Mode if you do not wish to register. However, your measurement data will not be saved if you log it in on another device.

3. Pair the Scale

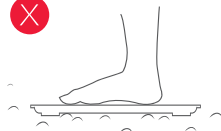
Before pairing, enable the wireless connectivity on your smartphone.

- Open the RENPHO Health App, place the scale on a hard and flat surface, and step onto it with bare and dry feet.
- Tap “+” in the upper-right corner of the “Home” page and select your body composition scale from the device list.
- Follow the in-app instructions to complete pairing.

USING YOUR MORPHOSCAN BASE

* Create your correct user profile in the RENPHO Health App before taking your first measurement. This ensures your measurements are precisely recorded and associated with your profile.


1. Place the scale on a flat, hard surface and step on the scale's electrodes with bare, dry feet. Ensure there is space between your knees and thighs.



2. Grasp the handle with your thumbs on the Thumb Electrodes and the other fingers on the Four-finger Electrodes.



3. Lift and hold the handle to the proper level with your arms naturally hanging, slightly bent and away from your body and abdomen. Stand upright, keep still and wait for your final measurement(s) to be shown on the scale's display.



4. After measuring, carefully put the handle back to the scale in place. The scale will transmit the data to the app. Open the app to sync and view your detailed measurements, track your progress, and access additional features and insights.

TROUBLESHOOTING GUIDE

- 1. I can get my data of weight, body fat and BMI from the scale's display, but my family or friends failed.**

Your family or friends must complete their profile information on your app using the "add a member" function or log in to the RENPHO Health App with their own account.

2. The scale cannot detect body fat and/or other data.

- a. Ensure your feet are dry and bare.
- b. Stand and keep still on the scale for about 10 seconds to finish the measuring process.
If still not available, try applying a little moisturizer to your feet and measure again or ask another person to try the 2 steps mentioned above, please be careful not to slip on the weighing platform.

TECHNICAL SPECIFICATIONS

Product Name: Body Composition Scale

Model: R-MS02

Maximum Capacity: 400 lbs / 180 kg

Division: 0.2 lb / 0.05 kg

Dimension: 11 x 12.1 x 1.4 in / 280 x 308 x 35 mm

Batteries: 4 x 1.5V AAA (included)

WARRANTY POLICY

Your RENPHO product purchase is covered by a one-year limited manufacturer warranty from the date of delivery.

For warranty terms and conditions, please visit:

<https://renpho.com/pages/warranty-terms-and-conditions>

Note: Product registration is not required for the warranty.
If you choose not to register your product, it will not void the product warranty.

CUSTOMER SERVICE

Please feel free to contact us if you have any questions or concerns. RENPHO Customer Service Team guarantees a quick response and hassle-free solutions to any issue you may have within business hours.



TEL : 1(844) 417-0149(US ONLY)

Monday-Friday 9:00AM-4:30PM

1800 MY RENPHO (1800 69 7367) (AU ONLY)

Monday-Friday 9:00AM-6:00PM (AEST)

+44(0)7434-666088 (UK ONLY)

Monday-Friday 9:00AM-5:00PM(GMT)

+49 40 23969285 (DE ONLY)

Monday-Friday 9:00AM-6:00PM (CET)

23388392(HK ONLY)



Email: support@renpho.com(US&CA)

support-au@renpho.com (AU)

support-hk@renpho.com (HK)

support-eu@renpho.com(UK&EU)

*For defective products or the return of items, please contact us with your order number within the specified warranty period. DO NOT dispose of any product parts as they may be required for inspection/repair.

FCC Regulatory Compliance

This device complies with part 15 of the FCC Rules. Operation is subject to the following two conditions: (1) This device may not cause harmful interference, and (2) this device must accept any interference received, including interference that may cause undesired operation.

Warning: Changes or modifications not expressly approved by the party responsible for compliance could void the user's authority to operate the equipment.

Note: This equipment has been tested and found to comply with the limits for a Class B digital device, pursuant to part 15 of the FCC Rules. These limits are designed to provide reasonable protection against harmful interference in a residential installation. This equipment generates, uses and can radiate radio frequency energy and, if not installed and used in accordance with the instructions, may cause harmful interference to radio communications. However, there is no guarantee that interference will not occur in a particular installation. If this equipment does cause harmful interference to radio or television reception, which can be determined by turning the equipment off and on, the user is encouraged to try to correct the interference by one or more of the following measures:

- Reorient or relocate the receiving antenna.
- Increase the separation between the equipment and receiver.
- Connect the equipment into an outlet on a circuit different from that to which the receiver is connected.
- Consult the dealer or an experienced radio/TV technician for help.

ISED Regulatory Compliance

This device contains licence-exempt transmitter(s)/receiver(s) that comply with Innovation, Science and Economic Development Canada's licence-exempt RSS(s). Operation is subject to the following two conditions:

- 1: This device may not cause interference.
- 2: This device must accept any interference, including interference that may cause undesired operation of the device.

L'émetteur/récepteur exempt de licence contenu dans le présent appareil est conforme aux CNR d'Innovation, Sciences et Développement économique Canada applicables aux appareils radio exempts de licence. L'exploitation est autorisée aux deux conditions suivantes :

1. L'appareil ne doit pas produire de brouillage;
2. L'appareil doit accepter tout brouillage radioélectrique subi, même si le brouillage est susceptible d'en compromettre le fonctionnement.



1. Meaning of the crossed-out wheeled bin symbol

The crossed-out wheeled bin symbol means that you are legally obliged to dispose of these appliances separately from unsorted municipal waste, i.e. old appliances must be disposed of separately from household waste. Batteries or rechargeable batteries that are not permanently installed must be removed beforehand and disposed of separately.

2. Options for returning old appliances

Owners of WEEE can return or collect it within the framework of the possibilities set up and available by public waste management authorities to ensure proper disposal.

3. Personal data

All end-users of WEEE are reminded that you are responsible for deleting personal data from the WEEE to be disposed of.



1. The symbol of the crossed-out garbage can on batteries or accumulators indicates that they must not be disposed of in household waste at the end of their life.
2. You are legally obliged to return old batteries and accumulators after use. You can do this free of charge at a collection point in your area. Addresses of suitable collection points can be obtained from your city or local government.
3. Batteries may contain substances that are harmful to the environment and human health. The separate collection and recycling of old batteries and accumulators is intended to avoid negative effects on the environment and human health.
4. Please avoid the generation of waste from old batteries as far as possible, e.g. Please avoid littering public spaces by not carelessly leaving batteries or electrical and electronic equipment containing batteries.



Hereby, Shenzhen Ruiyi Business Technology Co., Ltd. declares that this equipment complies with Directive 2014/53/EU, Directive 2011/65/EU, Radio Equipment Regulations 2017, Restriction of the Use of Certain Hazardous Substances in Electrical and Electronic Equipment Regulations 2012, and other relevant provisions. The full text of the Declaration of Conformity can be obtained at the following internet address:

<https://renpho.eu/pages/compliance-data>

RENPHO

更新日期：	20250303	设计师：	Dva
型 號：	R-MSC02		
尺 寸：	98mm W x 135mm H		
材 质：	封面封底128g铜版纸		
颜 色：	四色印刷		
工 艺：			
装订方式：	风琴折		