

HUEDA™ HUB WiFi Controller

Model: H-2818WIN

LED WORLD™
ledworldlighting.com | ledworld.ca
1-800-387-4081

BEFORE YOU BEGIN, READ ALL WARNINGS AND INSTALLATION INSTRUCTIONS (AS THEY MAY HAVE BEEN UPDATED FROM PREVIOUS VERSIONS).
IMPROPER INSTALLATION(S) PRESENT HAZARDS, WHICH CAN RESULT IN PERSONAL INJURY OR PROPERTY DAMAGE.

SAFETY & WARNINGS

- **Only power with a power supply that has been included in the box.**
- Ensure applicable wire is installed between driver, fixture, and any controls in between. When choosing wire, factor in voltage drop, amperage rating and type (in-wall rated, wet location rated, etc.). Inadequate wire installation could overheat wires and cause fire.
- This product is rated for indoor use only (dry locations). Avoid the direct sun light.
- Do not modify this product beyond the instructions in this guide or the warranty will be void.
- Wiring diagrams in this installation guide for basic installations. Please carefully review your installation before proceeding.



FEATURE

HUEDA™ Hub easily connects to your router to allow smart phone device to control the HUEDA™ family of color receivers and DMX512 color decoders.



Download
Easylighting App

Note: We don't provide software support for this app



INCLUDED ITEMS


- HUEDA™ Hub Wifi Controller
- 12VDC Power Adapter
- LAN Cable (2 meter (6.56ft))

PRODUCT PARAMETERS


Part No.	H-2818WIN
Operation Voltage	12V DC (0.3A Max.)

WIRING DIAGRAM

Method 1 : Connect your smart phone with your home net router(WiFi-RF)



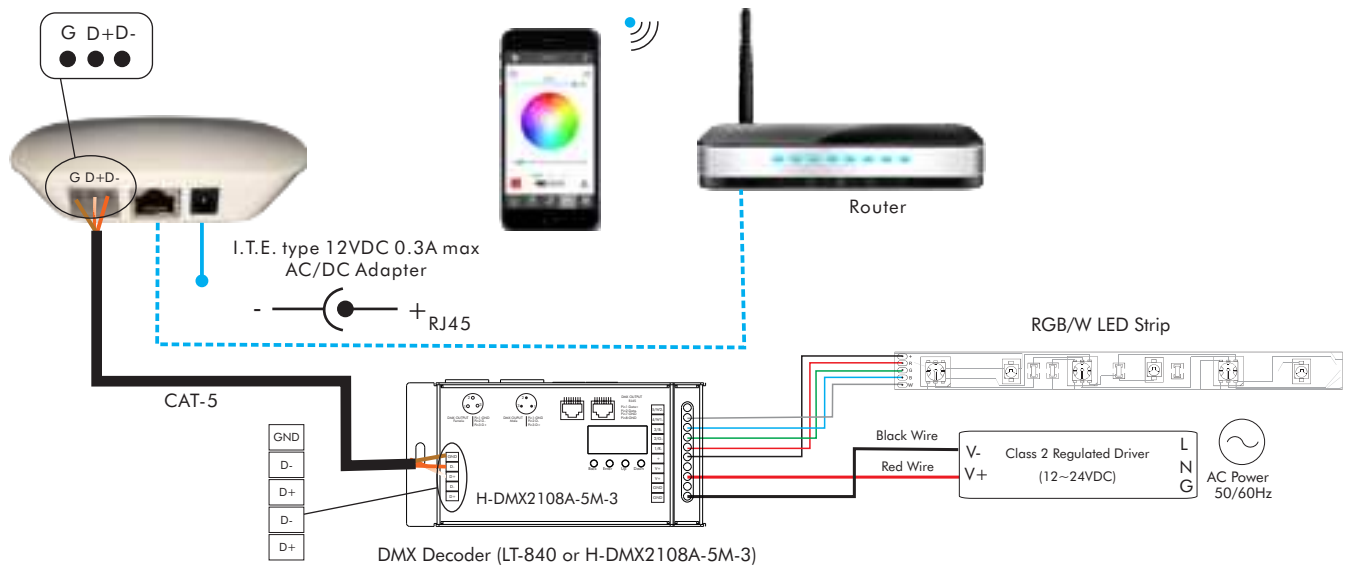
Method 2 : Connect your smart phone with HUEDA™ HUB H-2818WIN (WiFi -RF)



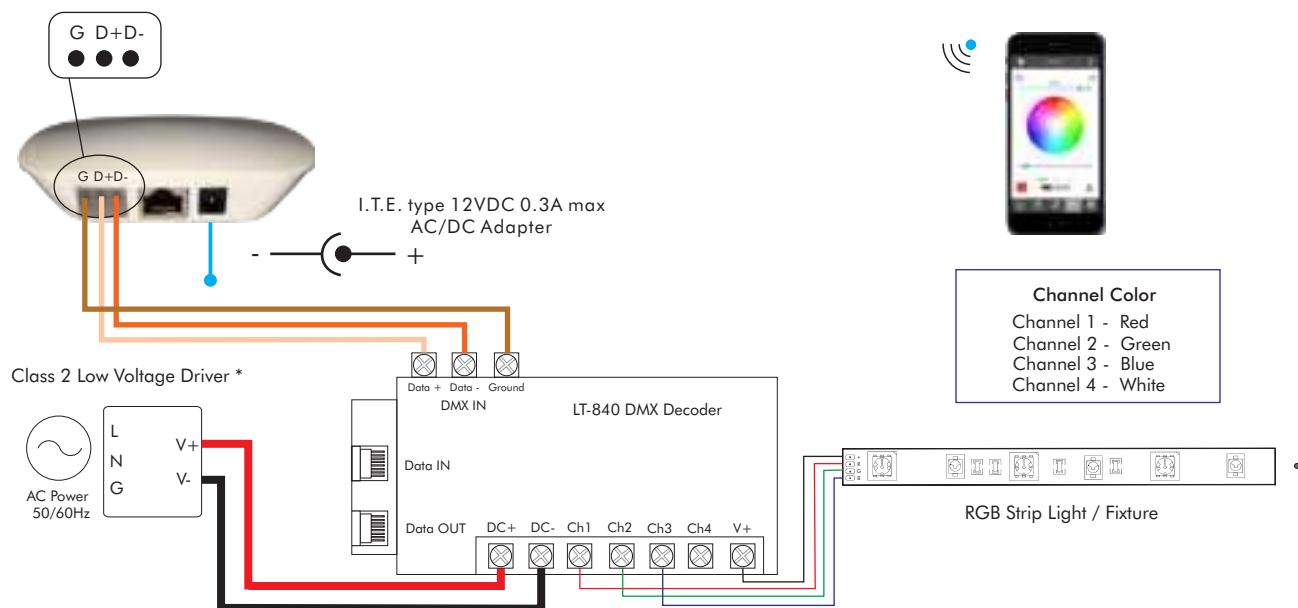
HUEDA™ HUB WiFi Controller

Model: H-2818WIN

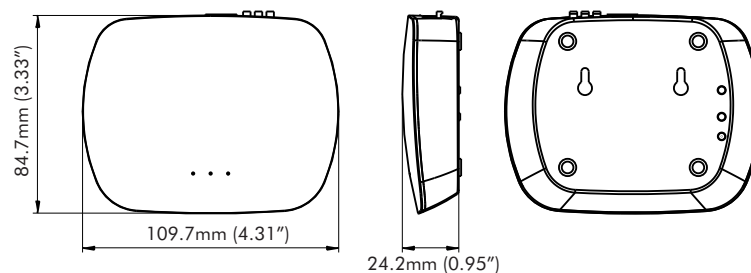
Method 3 : Connect your smart phone device to your home router to color control DMX512



Method 4 : Connect with LT-840 DMX decoder



PRODUCT DIMENSION



APP PAIRING GUIDE

Step 1 :

Turn on the HUEDA™ Hub Master Controller. Light indicates that HUEDA™ Hub master controller is turned on.

Step 2 :

On your smart device go to wifi settings. From the available wifi networks look for Easy lighting. Select the Easy lighting as the wifi network. **Enter the password 0123456789**. If plugin to ethernet jack at back, this step is not required.

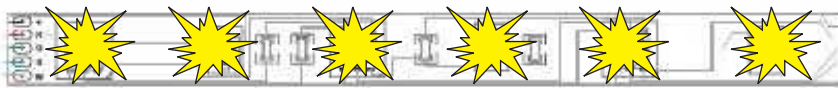
Step 3 :

Open the App on your device. Select the Pair button in app Color Tab. Select the zones you would like to pair, then press the learning key on your HUEDA radio device followed by the pair button at the bottom of the app screen. For DMX wired mode, please look DMX decoder for further instructions.



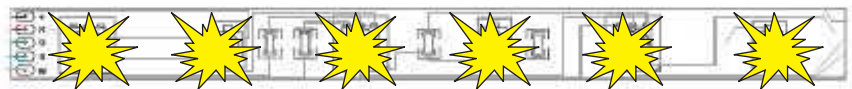
Step 4 :

The Connected LED light will blink to confirm zone designation and corresponding color will light



RESET/UNPAIRING GUIDE

Press at learning button on receiver over 5 seconds until LED light flash. This unpairs the receiver.



COMPATIBLE HUEDA™ SERIES COLOR RECEIVERS/CONTROLLERS



FEDERAL COMMUNICATIONS COMMISSION (FCC) STATEMENT

This device complies with part 15 of the FCC rules. Operation is subject to the following two conditions:

1. This device may not cause harmful interference, and
2. This device must accept any interference received, including interference that may cause undesired operation.

Note: *The manufacturer is not responsible for any radio or tv interference caused by unauthorized modifications to this equipment. Such modifications will void the user's authority to operate the equipment and warranty.*

THREE YEAR LIMITED WARRANTY

LED WORLD INC. warrants this product for three year (some exceptions may apply) from the date of shipping unless otherwise noted in writing. This warranty is expressly in lieu of all other warranties expressed or implied. Under this Limited Warranty, the obligation of the company is limited to replacing on a prorated basis, at its option, any component found to be defective. This Limited Warranty does not apply to damage caused by buyer or alteration to the product or incorrect power supply. Factory warranties are covered by the original manufacturer and claims must be submitted to them. Use only with LED World's regulated class 2 power supply.

LED World Inc. And its providers will never be liable to you or any other person for any indirect, incidental, consequential, special, punitive or exemplary loss or damage arising from, connected with, the purchase of products, including but not limited to loss of data, business, markets, cost of labour, savings, income, profits, use, production, reputation or goodwill, anticipated or otherwise, or economic loss, under any theory of liability (whether in contract, tort, strict liability or any other theory or law or equity), regardless of any negligence or other fault or wrongdoing (including without limitation gross negligence and fundamental breach) by led world inc. Or any person for whom led world inc. Is responsible, and even if led world inc. Has been advised of the possibility of such loss or damage being incurred.

If a product is defective, we will replace the product with similar or identical product or at our option a credit towards a future purchase. To make a claim under this warranty, obtain a return authorization number.