



Sennheiser Control Cockpit: EW-DX control, monitoring and firmware updates


To control, monitor and perform firmware updates for EW-DX you will need our Sennheiser Control Cockpit software. This document outlines how to install and configure Control Cockpit and update your EW-DX products.

Installing Control Cockpit

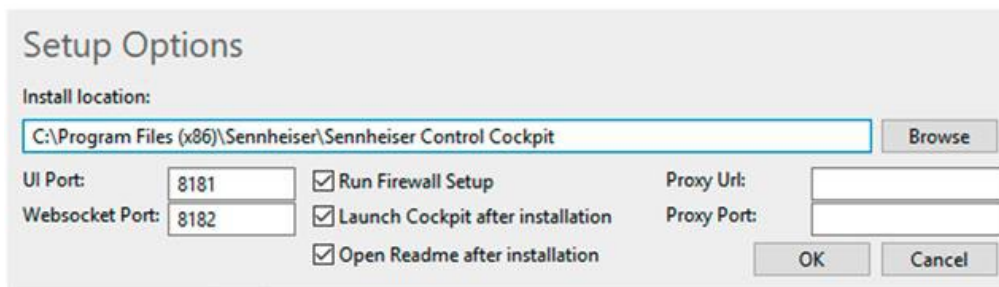
The installation file of the Sennheiser Control Cockpit software can be downloaded from the Sennheiser Control Cockpit product page: [Control Cockpit audio software | Sennheiser](#)

Follow these simple steps to have the software installed:


- Save the downloaded installation file **SennheiserControlCockpitInstaller.exe** on the host PC
- Start the installation process
- Click on Options if you want to change to standard settings of the installation



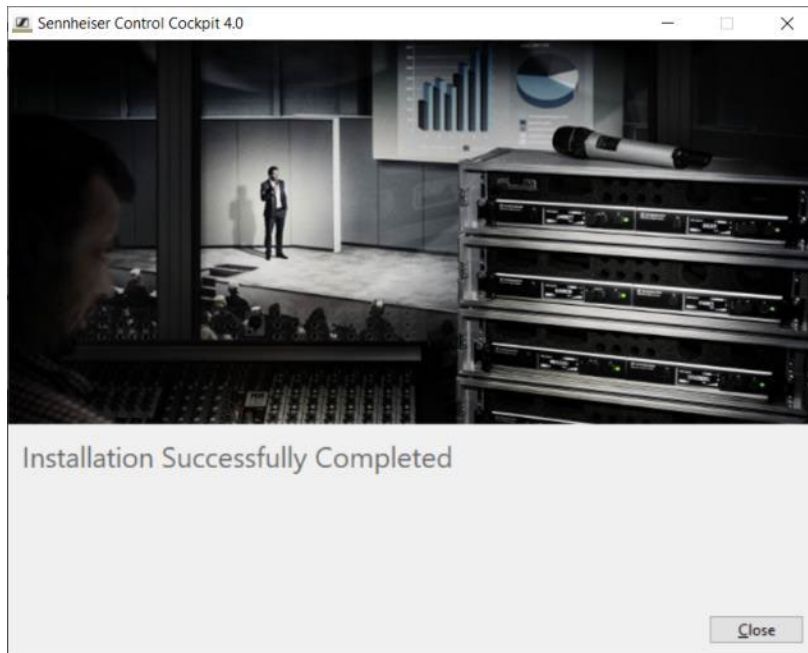
- Adjust the settings as desired and click on OK



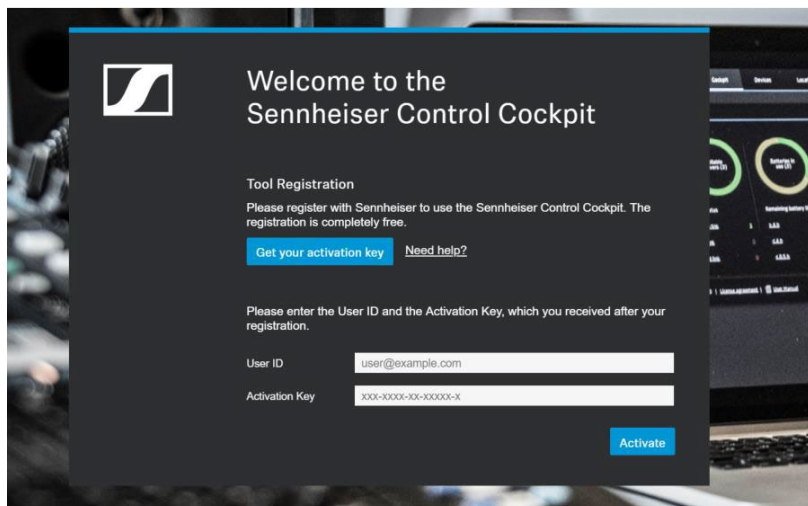
- Please note to include http:// for the proxy URL
- The installation window will be displayed again
- Agree to the license terms and conditions
- Click on Install



- The Sennheiser Control Cockpit will be installed. Afterwards, the following dialog is displayed:



- Restart the host PC to start using Control Cockpit
- Before using Control Cockpit for the first time you need to enter your **Activation Key**
- Click on **Get your activation key** to open the following address: www.sennheiser.com/control-cockpit-registration



- Click on **Activate** after you have received your activation key

For further instructions on how to use Sennheiser Control Cockpit, please refer to the following manual: [Sennheiser Control Cockpit – Software Manual](#)

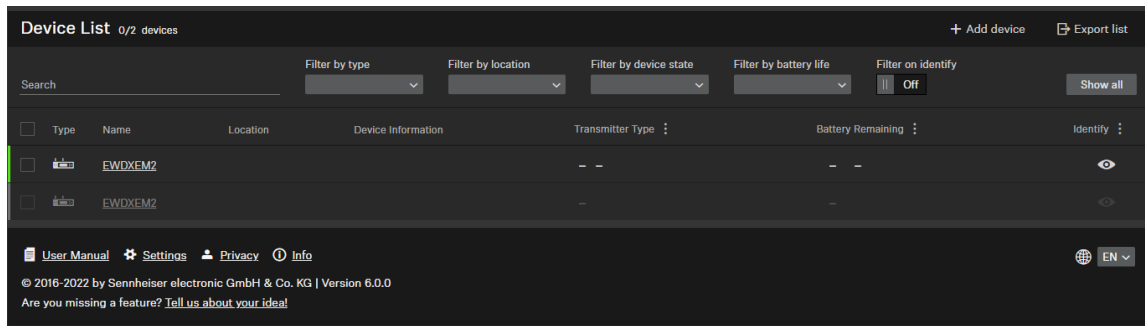


Updating EW-DX

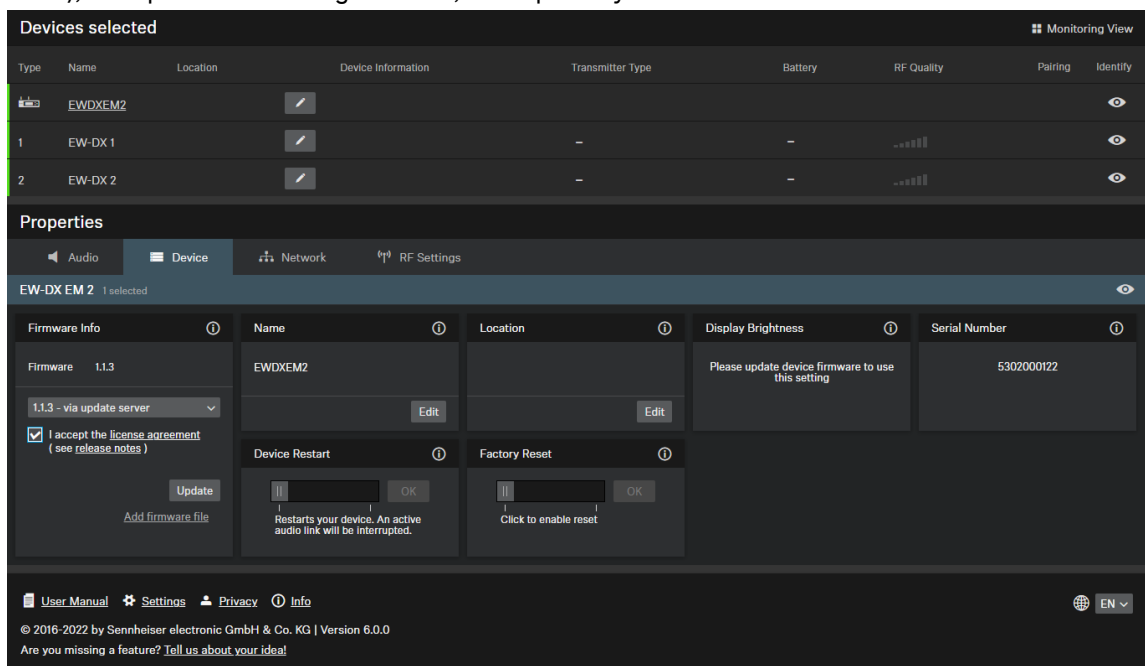
Once Sennheiser Control Cockpit software is installed and activated, you can proceed to updating EW-DX devices.

Please follow these simple steps:

- Connect EW-DX to the same network as your PC



- EW-DX will be automatically discovered by Control Cockpit
- Go to the device page and select the latest available firmware (**firmware 1.1.3** as of November 2022), accept the license agreement, and update your receiver



- Your EW-DX has been successfully updated

For conformity, consistency and compatibility reasons, we strongly recommend always upgrading the system to the new release.