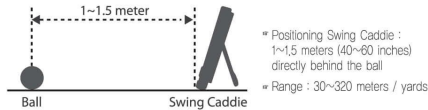


## Package Contents

SC200 / Remote Control / User Manual

## Positioning



Remote Control

Mode selection

Club selection



- MODE : Select the desired mode in 3 modes (Practice > Target > Approach)
- STATS : Displays your average stats for each club (STATS > Club selection)
- SLEEP : Power saving mode (Saves energy and prolongs battery life during breaks) Press any button on the device or remote control to out of sleep mode
- Club selection : Press the button with club number

## Stats

- Displays your average stats for each club.  
(shot distance, swing speed, ball speed, smash factor)
- Press and hold the C (CLUB/STATS) button or press the STATS button on the remote control to enter Stats Mode.
- Use the + or – button to switch between average stats for the last 100 shots (ALL) and average stats for the day (DAY).
- Press and hold the C (CLUB/STATS) button to reset stats.

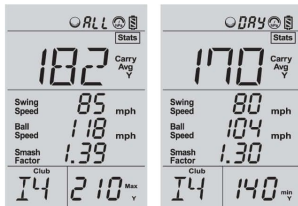
Display

Picture 1 : Accumulated average stats

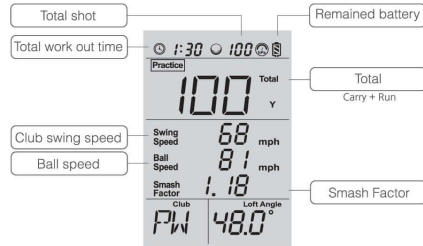
Club(4) avg. carry distance (182yards) avg. swing speed (85mph) avg. ball speed (118mph) Avg. smash factor 1.39 max carry distance (210 yards)

Picture 2 : Avg. in today

Club(4) avg. carry distance (170 yards) avg. swing speed (80mph) avg. ball speed (104mph) Avg. smash factor 1.30 min carry distance (140 yards)



## Tip



## Basic Usage

Unit Selection: Press and hold the 'U' button on the Swing Caddy.

YARD <--> METER, MPH <--> KM/H

\* Device only : unit selection is only available on the device, not remote control.

- Mode Selection : Press the M (Mode) button on the Swing Caddy or on the remote control.

PRACTICE --> RANDOM --> TARGET

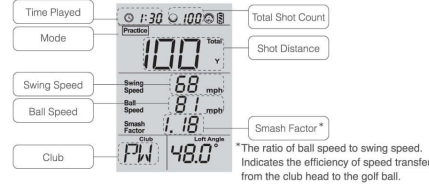
- Club Selection : Press the C (CLUB/STATS) button on the Swing Caddy or select your desired club on the remote control.

( W1 > W3 > W4 > W5 > W6 > W7 > U3 > U4 > U5 > U6 > U7 > I3 > I4 > I5 > I6 > I7 > I8 > I9 > PW > AW > SW )

\* Select club directly using Remote control

## Practice Mode

Displays immediate feedback on the preceding shot.




\*The ratio of ball speed to swing speed. Indicates the efficiency of speed transfer from the club head to the golf ball.

## Target Mode

Before the shot: Displays your target distance.

After the shot: Displays your shot (carry) distance.



Use the + and – buttons to set your target distance.  
(range: 40~200 meters/yards) (increment: 5 meters/yards)

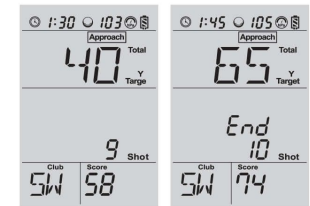
- In Target Mode, Swing Caddy scores each shot for accuracy.

- \* The pre-shot display shows your total score for the round. (perfect score: 100)
- \* The post-shot display shows your score for the preceding shot. (perfect score: 10)
- \* Tip: A bonus point (+1) will be awarded for matching the exact target distance!
- \* One round in Target Mode is 10 shots.

## Approach Mode

- Before the shot: Displays a randomly generated target distance. (range: 40~100 meters/yards)
- After the shot: Displays your shot (carry or total) distance.
- Use the + or – button to generate a new target distance.
- In Random Mode, Swing Caddy scores each shot for accuracy.

- \* The pre-shot display shows your total score for the round. (perfect score: 100)
- \* The post-shot display shows your score for the preceding shot. (perfect score: 10)
- \* Tip: A bonus point (+1) will be awarded for matching the exact target distance!
- \* One round in Random Mode is 10 shots.



## Warranty

### One Year Limited Warranty

Voice Caddy warrants this hardware product against defects in materials and workmanship for a period of one year from the date of original retail purchase. If a defect exists, at its option Voice Caddy will (1) repair the product at no charge, (2) exchange the product with a product that is new or like-new and is at least functionally equivalent to the original product, or (3) refund the purchase price of the product. Voice Caddy shall have no obligation to repair, replace or refund until the customer returns the defective product to Voice Caddy. This warranty does not apply: (1) to damage caused by accident, abuse, misuse, misapplication, or non-Voice Caddy products; (2) to damage caused by service performed by anyone who is not a Voice Caddy Authorized Service Provider; or (3) to a product or part that has been modified without the written permission of Voice Caddy.

For more information on Voice Caddy's warranty and return policy, please visit [www.voicecaddy.com](http://www.voicecaddy.com)

Product Name	Swing Caddy	Warranty Period
Model Name	SC200	1 year after the date of purchase (Excludes battery and other components)
Serial Number		
Purchase Date		
Purchaser's Address		
Full Name		Telephone

## Customer Center

Toll free : +1-888-939-3978

Email : [support@voicecaddy.com](mailto:support@voicecaddy.com)

Website : [www.voicecaddy.com](http://www.voicecaddy.com)

"MAKE GOLF Practice FUN!"

# swing caddy

## SC200

### User Manual



- \* Distance Voice Output
- \* Loft angle selectable
- \* Instant feedback via LCD display
- \* Practice swing measurement.
- \* Distance adjustment by atmospheric pressure
- \* 3 Modes : Practice, Target, Approach.
- \* Daily and overall stats for each club
- \* Shot count and time display
- \* Simultaneous display
  - Carry Distance
  - Swing Speed
  - Ball Speed
  - Smash Factor