

ExtremeWireless 802.11ax AP5010 and AP5010U Indoor Access Points

AP5010 and AP5010U Overview

The AP5010 and AP5010U are high-performance 802.11ax Wi-Fi 6E, 6 GHz, 5 GHz band, and 2.4 GHz band access points designed for high-density indoor environments. The access points support IEEE 802.11ax Orthogonal Frequency-Division Multiple Access (OFDMA) multi-user access.

The access points can be installed indoors on a ceiling rail, on a nonstandard ceiling, or on a wall.

The access points have the following features:

- One multicolor LED status light
 - For LED activity description, see "Status LED Activity Description"
- One light sensor located at the top of the device
- Two Ethernet ports - Eth0 and Eth1
 - Ethernet ports (Eth0 and Eth1) automatically negotiate full-duplex connections with the connecting device.
 - Eth0 is 5/2.5/1GE/100 with Power over Ethernet (PoE)
 - Eth1 is 2.5/1GE/100 with PoE power sourcing equipment (PSE)
 - These ports are auto-sensing and adjust to straight-through and crossover standard Cat6 or better Ethernet cables automatically. The access point receives power through an Ethernet connection to the ETH0 port from PSE that is compatible with the 802.3bt and 802.3at standards.
- One USB port
 - Use the USB port to connect USB-based beacons such as iBeacon and Internet of Things (IoT) devices. Remove the protective cover to access the USB port.
- One micro USB console port
- One reset button
- One Kensington lock
 - The best practice is to use Kensington locks for locking the device.
- Temperature:
 - Operating temperature: 0 °C to +50 °C (+32 °F to +122 °F)
 - Storage temperature: -40 °C to +70 °C (-40 °F to +158 °F)
- Relative humidity: 0% to 95% non-condensing

Power Specifications

- IEEE 802.3bt PoE Power
- Ultra-wideband (UWB) support on AP5010U

Power Profile

| | BT profile | AT profile | AT with USB | Power Supply |
|-------------------|------------|------------|-------------|--------------|
| 2.4G RF | 18dBm, 4x4 | 18dBm, 4x4 | 18dBm, 3x3 | 18dBm, 4x4 |
| 5G RF | 18dBm, 4x4 | 18dBm, 4x4 | 18dBm, 3x3 | 18dBm, 4x4 |
| 6G RF | 18dBm, 4x4 | 18dBm, 4x4 | 18dBm, 3x3 | 18dBm, 4x4 |
| BLE | Yes | Yes | Yes | Yes |
| UWB | Yes | Yes | Yes | Yes |
| 2nd Ethernet port | Yes | Yes | Yes | Yes |
| USB (2.5W) | Yes | No | Yes | Yes |
| PSE (15.4W) | Yes | No | No | No |

Power Options

- Power Draw:
 - Typical: 21.0 W; Max: 25.5 W
- 802.3bt PoE capable
- Gigabit Ethernet port

For detailed device and radio specifications, refer to the *Data Sheet*.

Figure 1 Hardware components

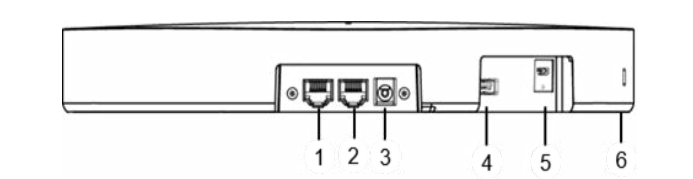


Table 1 AP5010 and AP5010U access points hardware ports

| Callout | Description |
|---------|--------------------------|
| 1 | Eth0/PoE+ |
| 2 | ETH1 |
| 3 | 12V DC |
| 4 | USB port |
| 5 | Console |
| 6 | Security Kensington lock |

Status LED Activity Description

The access point has one status light on top of the chassis. The status light conveys operational states for system power, firmware updates, Ethernet and wireless interface activity, and major alarms.

IQ Engine Status LED Activity

- Dark: Power is off.
- Solid white: The device power is on and the access point is ready to use. The device has successfully established a Control And Provisioning of Wireless Access Points (CAPWAP) connection to ExtremeCloud IQ and is operating normally.
- Slow-blinking white: The device has a CAPWAP connection to ExtremeCloud IQ, but is operating on 802.3at power instead of 802.3bt power.
- Solid amber: The device power is on and the access point is in boot up mode, or is running without a CAPWAP connection.
- Slow-blinking amber: The device has no CAPWAP connection to ExtremeCloud IQ, and is operating on 802.3at power instead of 802.3bt power.
- Fast-blinking amber: The device is updating its IQ Engine firmware.

ExtremeWireless WiNG Status LED Activity

- Dark: Power is off or access point is taken over by the controller. Configuration pushes down to access point from controller to turn off the LED completely.
- Solid white: The device is booting or already taken over by the controller.
- Slow-blinking white: The device is in the process of being taken over by the controller or has failed to be taken over by the controller.
- Flashing fading white: Configuration pushes down to access point from controller helping an user to locate the access point location using visual inspection.
- Solid amber: The access point is upgrading its firmware.
- Fast-blinking amber: The access point is acquiring DHCP IP.

Micro USB Console Port

Through the console port, you can make a serial connection between your management system and the access point.

- Note:** The best practice is to use the Extreme Networks micro USB cable (part number ACC-WIFI-MICRO-USB). When you connect to the device using the micro USB Console port, the management station from which you connect to the device must have a VT100 emulation program, such as TeraTerm Pro (a free terminal emulator) or Hilgraeve HyperTerminal. Set your baud rate to 115200.

Box Contents

Ensure that the following items are available:

Table 2 Contents of the AP5010 and AP5010U Box

| Quantity | Item |
|----------|--|
| 1 | An AP5010 or AP5010U access point |
| 1 | Mounting bracket for prelude T-bar ceiling installation (part number AH-ACC-BKT-AX-TB) |
| 1 | Quick Reference Guide |

All optional brackets and accessories are sold separately. For detailed installation instructions about all mounting procedures, refer to the *ExtremeWireless AP5010 and AP5010U Access Points Installation Guide* and the *802.11ax and Cloud Access Points Accessories Guide* in the [Extreme Networks Documentation Support](#) site.

Position the Access Point before Installation

There is a red dot on the back of the access point and the bracket to help you position the access point for installation. Line up the red dot on the access point and the bracket for ease of installation.

Install the Access Point

- Electrical Hazard:** Only qualified personnel must perform installation procedures.

Use these instructions as guidelines for mounting and connecting the AP5010 access point easily and safely.

Install the Access Point on a Standard Ceiling Rail

The access point ships with a mounting bracket for standard 15/16 in. dropped ceiling grid. For nonstandard ceiling rail installations, see "Install the Access Point on a Nonstandard Ceiling Grid or a Wall".

- Remove the ceiling tiles.
- Align the accessory on the ceiling rail in such a way that the accessory metal hinges are almost parallel to the sides of the ceiling rail.
- Rotate the accessory clockwise until the metal hinges hook over the edge of the rail and the white tabs click in place.

- Note:** There are two white tabs in the back of the accessory that holds on to the ceiling rail in place. Use your finger to push and unhook one side of the white tab if you want to remove the accessory from the ceiling rail.

Figure 2 AH-ACC-BKT-AX-TB bracket

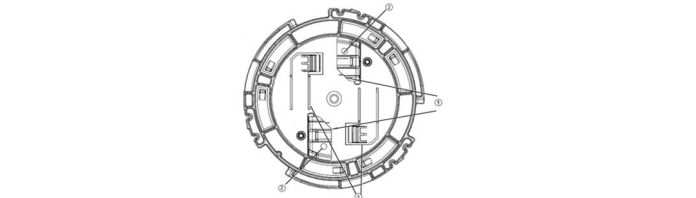


Table 3 AH-ACC-BKT-AX-TB bracket parts description

| Callout | Description |
|---------|--|
| 1 | Metal hinges on the AH-ACC-BKT-AX-TB bracket |
| 2 | Mounting holes for wall mounting |


| Callout | Description |
|---------|---|
| 3 | White tab on the AH-ACC-BKT-AX-TB bracket |

- Attach the Ethernet port cap to the access point Ethernet port. For more information about Ethernet cap, refer to Ethernet Cap Accessory Information on the *802.11ax and Cloud Access Points Accessories Guide*.
- Align the red dot on the back of the access point against the bracket red dot.

- Note:** The accessory has a circular tip that fits into the circular depression on the back of the access point.

- Press and rotate the access point 1/8th turn clockwise until it clicks into place on the accessory.

Figure 3 AP5010 access point ceiling install



- Attach the Cat6 RJ45 cable to the ETH0 or ETH1 port.
- Replace the ceiling tiles.

Install the Access Point on a Nonstandard Ceiling Grid or a Wall

The access point can be installed on a nonstandard ceiling grid using the following accessories:

Table 4 Nonstandard ceiling grid and wall accessories information

| Bracket part number | Description |
|---------------------|---|
| AH-ACC-BKT-AX-TB | Mounting bracket for Prelude ceilings (15/16 in. ceiling grid), Suprafine ceilings (9/16 in. ceiling grid), and walls |
| AH-ACC-BKT-AX-IL | Mounting bracket for Interlude (9/16 wide T-bar with protrusion) ceilings |
| AH-ACC-BKT-AX-SL | Mounting bracket for Silhouette ceilings (ceiling grid with 1/8 in. or 1/4 in. bottom opening) |
| ACC-BKT-AX-JB | Junction box or wall mounting for indoor access points |
| ACC-BKT-AX-BEAM | Beam mounting for indoor access points |

| Bracket part number | Description |
|---------------------|---|
| AH-ACC-BKT-AX-WL | Mounting bracket for direct-to-wall installations |

- Note:** The default bracket for wall installation is the ACC-BKT-AX-JB bracket. Order the -JB bracket for new wall installations. The AH-ACC-BKT-AX-WL bracket is for users who already have the -WL brackets.

For detailed nonstandard ceiling grid installation or wall installation instructions, refer to the *802.11ax and Cloud Access Points Accessories Guide*.

Lock the Access Point after Installation

Secure the access point by using the Kensington lock on the side of the access point. The security feature is used to prevent the access point from being removed from the mounting accessory.

Antenna Information

The access point has internal antennas.

- 4 Dual-band 2.4G/5G antenna
- 4 6G band antenna
- 2 Dual 5G/6G antenna
- 1 BLE antenna
- 1 UWB antenna (for AP5010U only)

Table 5 Maximum antenna gain

| Software mode | Radio 1 | Radio 2 | Radio 3 | IoT radio |
|---------------|------------------------------------|----------|------------|-----------|
| Mode 1 | 2G, 4.2dBi | 5G, 6dBi | 6G, 5.2dBi | 4.2dBi |
| Mode 2 | 2G, 4.2dBi 5G, 6dBi 6G, 6dBi | 5G, 6dBi | 6G, 5.2dBi | 4.2dBi |

Professional Installation Instruction

Installation personnel

This product is designed for specific application and needs to be installed by a qualified personnel who has RF and related rule knowledge. The general user shall not attempt to install or change the setting.

Installation procedure

Refer to the *ExtremeWireless AP5010 and AP5010U Access Points Installation Guide*.

- Warning:** Select the installation position and ensure that the final output power does not exceed the limit set forth in relevant rules. The violation of the rule could lead to serious federal penalty.

Instructions d'installation professionnelle

Ce produit est destine a un usage specifique et doit etre installe par un personnel qualifie maitrisant les radiofrequences et les regles s'y rapportant. L'installation et les reglages ne doivent pas etre modifies par l'utilisateur final.

Procedure d'installation

Consulter le manuel d'utilisation *ExtremeWireless AP5010 and AP5010U Access Points Installation Guide*.

- Warning: Avertissement:** Choisir avec soin la position d'installation et s'assurer que la puissance de sortie ne depasse pas les limites en vigueur. La violation de cette regle peut conduire a de serieuses penalites federales.

Regulatory and Compliance Information

Safety Guidelines

This section contains notices that are intended to protect your personal safety and to prevent damage to the equipment.

Qualified Personnel:

Electrical Hazard: Only qualified personnel must perform installation procedures. Within the context of the safety notes in this documentation, qualified persons are defined as persons who are authorized to commission grounding devices, systems, and circuits in accordance with established safety practices and standards. A qualified person understands the requirements and risks involved with installing outdoor electrical equipment in accordance with national codes.

Federal Communication Commission Interference Statement

FCC regulations restrict the operation of this device to indoor use only. This equipment has been tested and found to comply with the limits for a Class B digital device, pursuant to Part 15 of the FCC Rules. These limits are designed to provide reasonable protection against harmful interference in a residential installation. This equipment generates, uses and can radiate radio frequency energy and, if not installed and used in accordance with the instructions, may cause harmful interference to radio communications. However, there is no guarantee that interference will not occur in a particular installation. If this equipment does cause harmful interference to radio or television reception, which can be determined by turning the equipment off and on, the user is encouraged to try to correct the interference by one of the following measures:

- Reorient or relocate the receiving antenna
- Increase the separation between the equipment and receiver
- Connect the equipment into an outlet on a circuit different from that to which the receiver is connected
- Consult the dealer or an experienced radio or TV technician for help

Caution: Any changes or modifications not expressly approved by the party responsible for compliance could void the user's authority to operate this equipment.

This device is restricted for indoor use. This equipment may only be operated indoors. Operation outdoors is in violation of 47 U.S.C. 301 and could subject the operator to serious legal penalties. The operation of this device is prohibited on oil platforms, cars, trains, boats, and aircraft, except that operation of this device is permitted in large aircraft while flying above 10,000 feet. Operation of transmitters in the 5.925-7.125 GHz band is prohibited for control of or Communications with unmanned aircraft systems.

Warning: FCC Radiation Exposure Statement: This equipment complies with FCC radiation exposure limits set forth for an uncontrolled environment. This equipment should be installed and operated with minimum distance of 43 cm for AP5010 and 45 cm for AP5010U between the radiator and your body.

Japan Indoor Use Statement

For Japan, AP5010 access point is restricted for indoor use in the 5150-5350 MHz band only.

Japan Voluntary Control Council for Interference (VCCI) - Class B

この装置は、クラスB情報技術装置です。この装置は、家庭環境で使用することを目的としていますが、この装置がラジオやテレビジョン受信機に近接して使用されると、受信障害を引き起こすことがあります。取扱説明書に従って正しい取り扱いをして下さい。 VCCI-B

European Union (EU) Radiation Warning Statement

Warning: This equipment complies with EU radiation exposure limits set forth for an uncontrolled environment. This equipment should be installed and operated with minimum distance of 20 cm between the radiator and your body.

Selling Countries:

|  Restrictions or requirements in the UK | AT | BE | BG | HR | CY | CZ | DK |
|---|----|----|----|----|----|----|--------|
| | EE | FI | FR | DE | EL | HU | IE |
| | IT | LV | LT | LU | MT | NL | PL |
| | PT | RO | SK | SI | ES | SE | UK(NI) |

Other Countries

Brazil

Este produto está homologado pela ANATEL, de acordo com os procedimentos regulamentados pela Resolução nº. 242/2000 e atende aos requisitos técnicos aplicados. Este equipamento não tem direito à proteção contra interferência prejudicial e não pode causar interferência em sistemas devidamente autorizados. Para maiores informações, consulte o site da ANATEL – www.anatel.gov.br

Brazil 6E Statement

O uso deste equipamento é restrito a ambientes fechados e proibido em plataformas petrolíferas, carros, trens, embarcações e no interior de aeronaves abaixo de 3.048 m (10.000 pés).

Mexico Compliance Statement

La operacion de este equipo esta sujeta a las siguientes dos condiciones

- es posible que este equipo o dispositivo no cause interferencia perjudicial y
- este equipo o dispositivo debe aceptar cualquier interferencia, incluyendo la que pueda causar su operacion no deseada.

The operation of this equipment is subject to the following two conditions:

- It is possible that this equipment or device does not cause disruptive interference and
- This equipment or device must accept any interference, including interference that may cause undesired operation.

UK Statement and CE Statement

This equipment complies with the UK and EEA radiation exposure limits set forth for an uncontrolled environment. This equipment should be installed and operated with minimum distance of 20 cm between the radiator and your body. The frequency and the maximum transmitted power in the UK and European Conformity are listed below:

| AP5010 CE | AP5010 UK |
|--|--|
| 2402-2480MHz (LE): 7.99 dBm 2405-2480MHz: 8.03 dBm 2412-2472MHz: 19.99 dBm 5180-5240MHz: 22.99 dBm 5260-5320MHz: 22.99 dBm 5500-5700MHz: 29.97 dBm 5955-6415MHz: 22.99 dBm | 2402-2480MHz (LE): 7.99 dBm 2405-2480MHz: 8.03 dBm 2412-2472MHz: 19.99 dBm 5180-5240MHz: 22.99 dBm 5260-5320MHz: 22.99 dBm 5500-5700MHz: 22.99 dBm 5745-5825 MHz: 22.98 dBm 5955-6415MHz: 22.99 dBm |

| AP5010U CE | AP5010U UK |
|--|--|
| 2402-2480MHz (LE): 7.99 dBm 2405-2480MHz: 8.03 dBm 2412-2472MHz: 19.99 dBm 5180-5240MHz: 22.99 dBm 5260-5320MHz: 22.99 dBm 5500-5700MHz: 29.99 dBm 5955-6415MHz: 22.99 dBm 6489.6-7987.2MHz: -0.13 dBm/RBW (for AP5010U only) | 2402-2480MHz (LE): 7.99 dBm 2405-2480MHz: 8.03 dBm 2412-2472MHz: 19.99 dBm 5180-5240MHz: 22.99 dBm 5260-5320MHz: 22.99 dBm 5500-5700MHz: 29.99 dBm 5745-5825 MHz: 22.98 dBm 5955-6415MHz: 22.99 dBm 6489.6-7987.2MHz: -0.13 dBm/RBW (for AP5010U only) |

Warning: The device is restricted to indoor use only when operating in the 5150 to 5350 MHz frequency range.

CE - The device is restricted to indoor use only when operating in the 5945 to 6425 MHz frequency range.
UK - The device is restricted to indoor use only when operating in the 5925 to 6425 MHz frequency range.
Hereby, Extreme Networks declares that the radio equipments AP5010 and AP5010U are in compliance with Radio Equipment Regulations 2017. For more details, contact Extreme Compliance Request at ComplianceRequest@extremenetworks.com.

Extreme Networks UK Address

Extreme Networks, UK Ltd.
250 Longwater Avenue Green Park
1st Floor
Reading, UK

Extreme Networks EU Importer Address

Extreme Networks, Ireland Ops Ltd.
Rineanna House Shannon Industrial Estate
Shannon, V14CA36 Ireland

Industry Canada Notice

Warning: For indoor use only.
Pour une utilisation en intérieur uniquement.

Operation on oil platforms, cars, trains, boats, and aircraft are prohibited except for on large aircraft flying above 10,000 ft.
L'exploitation sur les plates-formes pétrolières, les voitures, les trains, les bateaux et les aéronefs est interdite, sauf sur les gros aéronefs volant au-dessus de 10,000 pieds.
This device complies with ISED's licence-exempt RSSs. Operation is subject to the following two conditions: (1) This device may not cause harmful interference, and (2) this device must accept any interference received, including interference that may cause undesired operation.

Le présent appareil est conforme aux CNR d'ISED applicables aux appareils radio exempts de licence. L'exploitation est autorisée aux deux conditions suivantes : (1) le dispositif ne doit pas produire de brouillage préjudiciable, et (2) ce dispositif doit accepter tout brouillage reçu, y compris un brouillage susceptible de provoquer un fonctionnement indésirable.

Warning: IC Radiation Exposure Statement: This equipment complies with IC RSS-102 radiation exposure limits set forth for an uncontrolled environment. This equipment should be installed and operated with minimum distance of 40 cm between the radiator and your body.

Warning: Cet équipement est conforme aux limites d'exposition aux rayonnements IC RSS-102 établies pour un environnement non contrôlé. Cet équipement doit être installé et utilisé avec une distance minimale de 40 cm entre le radiateur et votre corps.

Caution: The device for operation in the band 5150-5250 MHz is only for indoor use to reduce the potential for harmful interference to co-channel mobile satellite systems.

Caution: Avertissement: les dispositifs fonctionnant dans la bande 5150-5250 MHz sont réservés uniquement pour une utilisation à l'intérieur afin de réduire les risques de brouillage préjudiciable aux systèmes de satellites mobiles utilisant les mêmes canaux.

This device complies with Part 15 of the FCC Rules. Operation is subject to the following two conditions: (1) This device may not cause harmful interference, and (2) this device must accept any interference received, including interference that may cause undesired operation. This transmitter must not be co-located or operating in conjunction with any other antenna or transmitter.

Taiwan Regulatory Statement

第十二條—經型式認證合格之低功率射頻電機，非經許可，公司、商號或使用者均不得擅自變更頻率、加大功率或變更原設計之特性及功能。第十四條—低功率射頻電機之使用不得影響飛航安全及干擾合法通信；經發現有干擾現象時，應即停用，並改善至無干擾時方得繼續使用。前項合法通信，指依電信法規定作業之無線電通信。低功率射頻電機須符合合法通信或工業、科學及醫用電波射性電機設備之干擾。

在 5.25-5.35 赫赫頻帶內操作之無線資訊傳輸設備，限於室內使用。
無線資訊傳輸設備的製造廠商應確保頻率穩定性。如依製造廠商使用手冊上所述正常操作，發射的信號應維持於操作頻帶中。

Taiwan Maximum Permissible Exposure (MPE) Warning

電磁波曝露量 MPE 標準內 (MPE) 1mW/cm²，遠測內品質內為 0.734 mW/cm²。
Avoid impacting the operation of nearby radar systems. 應避免影響附近雷達系統之操作。
High-gain directional antennas can only be used in stationary point-to-point systems. 高增益指向性天線只得應用於固定式點對點系統。

Hazardous Substances

This product complies with the requirements of Directive 2011/65/EU of the European Parliament and of the Council of 8 June 2011 on the restriction of the use of certain hazardous substances in electrical and electronic equipment.

European Waste Electrical and Electronic Equipment (WEEE) Notice

In accordance with Directive 2012/19/EU of the European Parliament on waste electrical and electronic equipment (WEEE):

- The symbol above indicates that separate collection of electrical and electronic equipment is required.
- When this product has reached the end of its serviceable life, it cannot be disposed of as unsorted municipal waste. It must be collected and treated separately.
- It has been determined by the European Parliament that there are potential negative effects on the environment and human health as a result of the presence of hazardous substances in electrical and electronic equipment.
- It is the users' responsibility to utilize the available collection system to ensure WEEE is properly treated.

For information about the available collection system, please contact Extreme Environmental Compliance at Green@extremenetworks.com.

Supplement to Product Instructions

| 單元Unit | 限制物質及其化學符號 Restricted substances and its chemical symbols | | | | | |
|--|--|---------------|---------------|--|------------------------------------|--|
| | 鉛Lead (Pb) | 汞Mercury (Hg) | 鎘Cadmium (Cd) | 六價鉻Hexavalent chromium (Cr ⁺⁺) | 多溴聯苯Polybrominated biphenyls (PBB) | 多溴二苯醚Polybrominated diphenyl ethers (PBDE) |
| 金屬零件 (Metal Parts) | ○ | ○ | ○ | ○ | ○ | ○ |
| 電路模組 (Circuit Modules) | — | ○ | ○ | ○ | ○ | ○ |
| 電纜及電纜組件 (Cables & Cable Assemblies) | ○ | ○ | ○ | ○ | ○ | ○ |
| 塑料和聚合物零件 (Plastic and Polymeric parts) | ○ | ○ | ○ | ○ | ○ | ○ |
| 備考1. "超出0.1 wt % 及 "超出0.01 wt %" 係指限制物質之百分比含量超出百分比含量基準值。 Note 1: "Exceeding 0.1 wt %" and "exceeding 0.01 wt %" indicate that the percentage content of the restricted substance exceeds the reference percentage value of presence condition. 備考2. "○" 係指該項限制物質之百分比含量未超出百分比含量基準值。 Note 2: "○" indicates that the percentage content of the restricted substance does not exceed the percentage of reference value of presence. 備考3. "—" 係指該項限制物質為排除項目。 Note 3: The "—" indicates that the restricted substance corresponds to the exemption. | | | | | | |

Declaration of Conformity in Languages of the European Community

English
Hereby, Extreme Networks declares that the radio equipment type (AP5010 or AP5010U) is in compliance with Directive 2014/53/EU. For full text of the EU Declaration of Conformity, please contact Extreme Regulatory Compliance at compliancerequest@extremenetworks.com

Finnish
Täten Extreme Networks vakuuttaa, että Radio laite tyyppi (AP5010 or AP5010U) on direktiivin 2014/53/EU mukainen.EU vaatimustenmukaisuusvakuutuksen täydellisestä tekstistä ota yhteyttä äärimmäisiin viranomais säädöksiin osoitteessa compliancerequest@extremenetworks.com

Dutch
Extreme Networks verklaart hierbij dat het type radioapparatuur (AP5010 or AP5010U) in overeenstemming is met richtlijn 2014/53/EU.Voor de volledige tekst van de EU-conformiteitsverklaring u contact opnemen met extreme regelgeving op compliancerequest@extremenetworks.com

French
Par la présente, Extreme Networks déclare que le type d'équipement radio (AP5010 or AP5010U) est conforme à la directive 2014/53/UE.Pour le texte intégral de la Déclaration de conformité de l'UE, veuillez communiquer avec Extreme Regulatory Compliance à compliancerequest@extremenetworks.com

Swedish
Härmed intygar Extreme Networks att radioutrustning typ (AP5010 or or AP5010U) överensstämmer med direktiv 2014/53/EU.För fullständig text av EU-försäkran om överensstämmelse, vänligen kontakta Extreme regellefterlevnad på compliancerequest@extremenetworks.com

Danish
Herved erklærer Extreme Networks, at radioudstyrstypen (AP5010 or or AP5010U) er i overensstemmelse med direktiv 2014/53/EU.For den fulde ordlyd af EU-overensstemmelseserklæringen bedes du kontakte Extreme Regulatory Compliance på compliancerequest@extremenetworks.com

German
Dabei erklärt Extreme Networks, dass der Funkgerätetyp (AP5010) or or AP5010Umit der Richtlinie 2014/53/EU im Einklang steht.Für den vollständigen Wortlaut der EU-Konformitätserklärung wenden Sie sich bitte an extreme Regulatory Compliance unter compliancerequest@extremenetworks.com

Greek
Με την παρούσα, ακραία δίκτυα δηλώνουν ότι ο τύπος του ραδιοεξοπλισμού (AP5010 or AP5010U) συμμορφώνεται με την οδηγία 2014/53/EE.Για το πλήρες κείμενο της δήλωσης συμμόρφωσης ΕΕ, παρακαλούμε επικοινωνήστε με την ακραία κανονιστική συμμόρφωση στο compliancerequest@extremenetworks.com

Icelandic
Hérlandis, Extreme Networks, lýsa því yfir að útvarpsbúnaðargerðin (AP5010 or AP5010U) sé í samræmi við tilskipun 2014/53/ESB.Fyrir fullan texta í ESB yfirlýsingu um samræmi, vinsamlegast hafðu samband við Extreme Reglufylgni á compliancerequest@extremenetworks.com

Italian
Di conseguenza, Extreme Networks dichiara che il tipo di apparecchiature radio (AP5010 or AP5010U) è conforme alla direttiva 2014/53/EU.Per il testo integrale della Dichiarazione di conformità dell'UE, contattate Extreme Regulatory Compliance presso compliancerequest@extremenetworks.com

Spanish
Por la presente, Extreme Networks declara que el tipo de equipo radioeléctrico (AP5010 or AP5010U) cumple con la Directiva 2014/53/UE.Para obtener el texto completo de la Declaración de conformidad de la UE, póngase en contacto con Extreme Regulatory Compliance en compliancerequest@extremenetworks.com

Portuguese
Por este meio, a Extreme Networks declara que o tipo de equipamento de rádio (AP5010 or AP5010U) está em conformidade com a Diretiva 2014/53/UE.Para obter o texto integral da Declaração de Conformidade da UE, contacte o cumprimento regulamentar extremo em compliancerequest@extremenetworks.com

Malti
B ' dan, networks estremi, jiddikjara li t-tip ta ' taghmir tar-radju (AP5010) huwa konformi mad-Direttiva 2014/53/UE.Ghat-test shih tad-dikjarazzjoni ta ' konformità tal-UE, jekk joghgbok ikkuntattja lill-konformità regulatorja compliancerequest@extremenetworks.com

Extreme Wireless™ Indoor Access Points

Quick Reference

AP5010-WW

AP5010U-WW


Scan to Download the XIQ Mobile Application

Commission, monitor, and troubleshoot devices at ease with XIQ Companion mobile application (supported on iOS and Android).

Use your mobile device camera to scan the serial number, capture installation images, assign or change device location, and network policy. The XIQ Companion mobile application enables you to access the device CLI for troubleshooting and view device and client status.



Scan for Product Support Details



Notice

Copyright © 2022 Extreme Networks, Inc. All Rights Reserved.

Legal Notices

Extreme Networks, Inc. reserves the right to make changes in specifications and other information contained in this document and its website without prior notice. The reader should in all cases consult representatives of Extreme Networks to determine whether any such changes have been made.

The hardware, firmware, software or any specifications described or referred to in this document are subject to change without notice.

Trademarks

Extreme Networks and the Extreme Networks logo are trademarks or registered trademarks of Extreme Networks, Inc. in the United States and/or other countries.

All other names (including any product names) mentioned in this document are the property of their respective owners and may be trademarks or registered trademarks of their respective companies/owners.

For additional information on Extreme Networks trademarks, please see: www.extremenetworks.com/company/legal/trademarks/

Documentation, Installation Videos, and Support

For product support, including Documentation and Installation Videos, visit: www.extremenetworks.com/documentation

P/N 9037185-04 Rev AA

