



SALSA

BLUETOOTH SPEAKER



User Manual

Model:MyBat Pro Salsa

SAFETY MEASURES

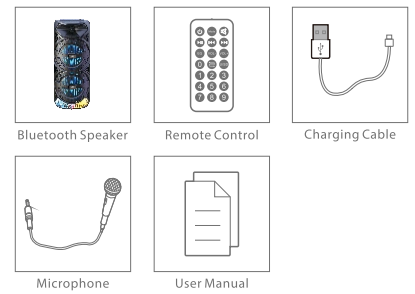
Thank you for choosing the MYBAT PRO series of Bluetooth speakers. In order to make it easy for you to experience the product, we have prepared detailed instructions for use, from which you can get the product introduction, usage methods and other knowledge. Please read the instructions carefully before using this machine

1. Protection of power supply wire: Do not place the cable in the path of foot traffic. Do not place heavy furniture on the cable. Never pull the cable to unplug the unit from the socket, always disconnect the unit from the main power supply by pulling the plug out of the socket.
2. Ventilation: In order to prevent this unit from overheating, place it in a well-ventilated area on a stable surface. Never place it on a bed, sofa or carpet where the ventilation will be restricted.
3. Dismantling: In order to avoid the risk of electric shock, do not dismantle the unit. Should your unit be faulty or broken please refer servicing to an authorized service center.
4. Strange Odor: Should your unit emit any strange dour, immediately unplug it from the wall socket. Do not use the unit again until you have had it repaired by a qualified service center.
5. Do not expose this unit to liquid of any kind.


FEATURES

Digital tube display, master volume, reverberation, microphone volume knob a djustment, colorful lights with speakers.

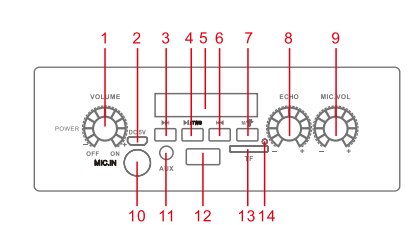
WHAT'S IN THE BOX



OVERVIEW

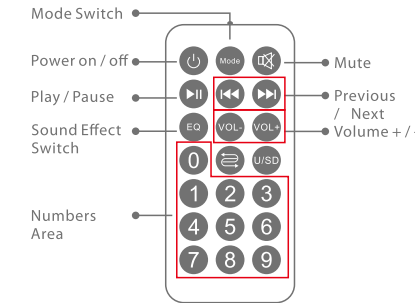


CONTROL PANEL



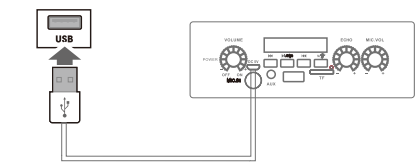
1. Power Switch / Volume
Rotate to right: Power ON / Volume +
Rotate to left: Power OFF / Volume -
2. Micro USB Charging Port
Charge speaker via Micro USB charging cable.
3. Next
Single click: next song at TF/USB mode, or next channel at FM mode.
4. Play / Pause
Single click: play or pause at TF/USB/Bluetooth mode.
Short press to automatically search channels at FM mode.
Press and hold to switch TWS mode.
5. Digital tube display panel: Speaker status display
6. Previous
Single click: previous song at TF/USB mode, or previous channel at FM mode.
- 7: Mode Switch / Light Switch
Single click to switch speaker mode (Bluetooth/ FM Radio/AUX/TF/USB drive).
Press 3S to turn ON or OFF the colorful lights.
8. ECHO
The reverberation intensity of the microphone is adjusted. The greater the opening, the more obvious the eFFect of the reverberation. When it is turned off, there will be no response.
9. MIC VOL
Adjust the volume of the microphone.
10. MIC IN
Plug in the microphone to use.
11. AUX IN
Connect the external audio source to the speaker via the audio cable.
12. USB
Connect to a USB storage device.
13. TF
Plug in the TF card to use.
14. Charging indicator

REMOTE CONTROL PANEL

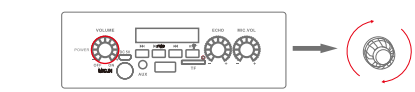


POWER ON

1. Please charge the unit at least 4 hours before first time using (after long time use, Speaker beeps 3 times and sound "power off", you need charge it)



2. Turn the knob on the panel to switch on the speaker



CONNECTIONS

1. Bluetooth
Diagram showing a smartphone connected to the speaker via Bluetooth.
2. USB
Diagram showing a USB drive connected to the speaker.
3. AUX
Diagram showing an AUX cable connected to the speaker and a smartphone.

4. Microphone
Diagram showing a microphone connected to the speaker.
5. TF card
Diagram showing a TF card inserted into the speaker.
6. TWS Dual Connection Mode
 - Take two Salsa speakers, turn on one speaker, and enter the Bluetooth pairing mode. Turn on the phone's Bluetooth connection to the speaker.
 - Turn on the other speaker and enter the Bluetooth pairing mode. Hold the Pause/Play button, and the two speakers can be paired successfully.
 - Either one of the two speakers can control up and down music/play/pause.
 - After connecting once, the two speakers will be automatically paired the next time they are turned on, and there is no need to pair them again.
 - To unpair the two speakers, Hold the Pause/Play button on any speaker.

SPECIFICATIONS

Product name: MyBat Pro Salsa
Power input: DC 5V
Function: Support
TWS/USB/TF/FM/AUX/MIC/Bluetooth
Bluetooth solution: V5.3
Speaker specification: dual 8 inch
speaker Power: 40W
Product size: 240*255*626mm
Battery: 3.7V/3600MAH lithium battery
Battery charge time: 3Hours
Battery playtime: 5Hours at medium volume
Bluetooth range: 10m

WARNING: Cancer and Reproductive Harm
www.P65Warnings.ca.gov
Made in China

SCAN HERE TO CONNECT WITH US

www.mybatpro.com

DESIGNED IN CALIFORNIA

FCC Warning Statement:

This equipment has been tested and found to comply with the limits for a Class B digital device, pursuant to part 15 of the FCC Rules. These limits are designed to provide reasonable protection against harmful interference in a residential installation. This equipment generates, uses and can radiate radio frequency energy and, if not installed and used in accordance with the instructions, may cause harmful interference to radio communications.

However, there is no guarantee that interference will not occur in a particular installation. If this equipment does cause harmful interference to radio or television reception, which can be determined by turning the equipment off and on, the user is encouraged to try to correct the interference by one or more of the following measures:

- Reorient or relocate the receiving antenna.
- Increase the separation between the equipment and receiver.
- Connect the equipment into an outlet on a circuit different from that to which the receiver is connected.
- Consult the dealer or an experienced radio/TV technician for help.

Caution: Any changes or modifications to this device not explicitly approved by manufacturer could void your authority to operate this equipment.

This device complies with part 15 of the FCC Rules. Operation is subject to the following two conditions: (1) This device may not cause harmful interference, and (2) this device must accept any interference received, including interference that may cause undesired operation.

The device has been evaluated to meet general RF exposure requirement.